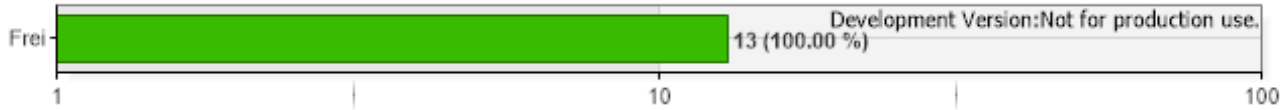


# Ergebnisse und Beurteilungen

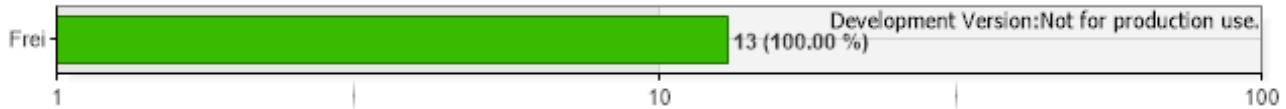
Anzahl Untersuchungen: 13, Untersuchungsdatum: 01.01.2023 00:00:00 - 31.12.2023 23:57:00, Rassen: Teckel Zwerg Langhaar, Ergebnis: Alle Befundbögen

## 1. Membrana Pupillaris Persistens (MPP)



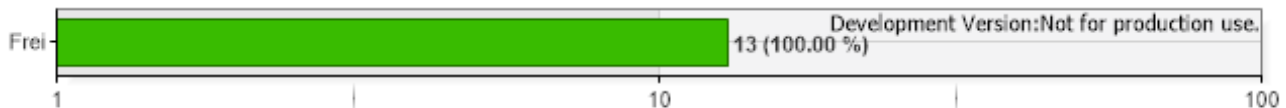
For more information visit <http://www.dotnetcharting.com>

## 2. Persistierende hyperpl. Tunica vasculosa lentis/primärer Glaskörper (PHTVL/PHPV)



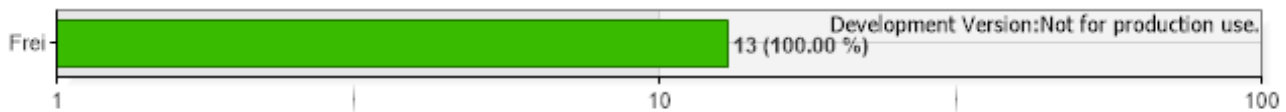
For more information visit <http://www.dotnetcharting.com>

## 3. Katarakt (kongenital)



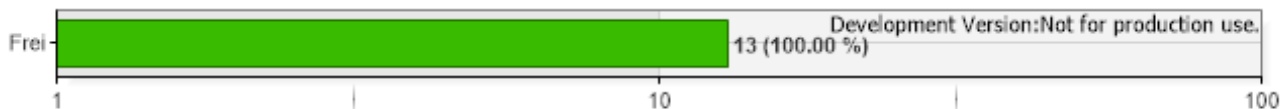
For more information visit <http://www.dotnetcharting.com>

## 4. Retinadysplasie (RD)



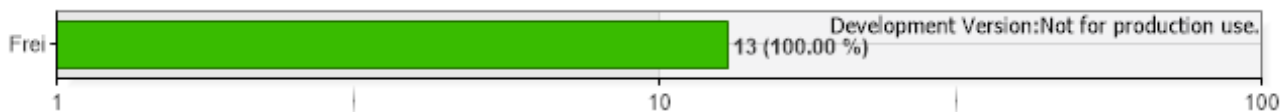
For more information visit <http://www.dotnetcharting.com>

## 5. Hypoplasie/Mikropapille



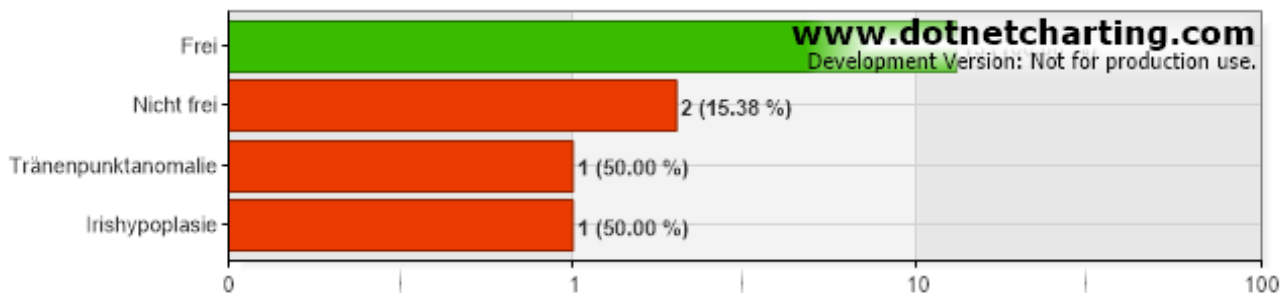
For more information visit <http://www.dotnetcharting.com>

## 6. Collie Augenanomalie (CEA)




For more information visit <http://www.dotnetcharting.com>

## 7. Sonstige

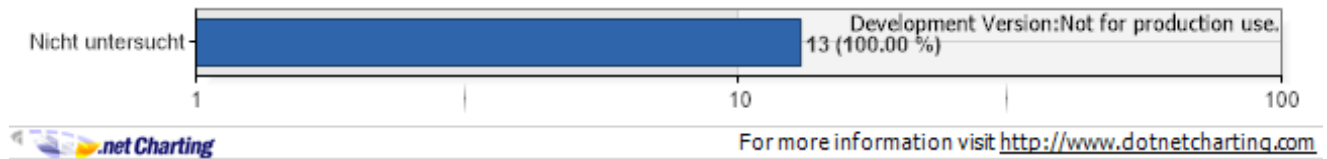


For more information visit <http://www.dotnetcharting.com>

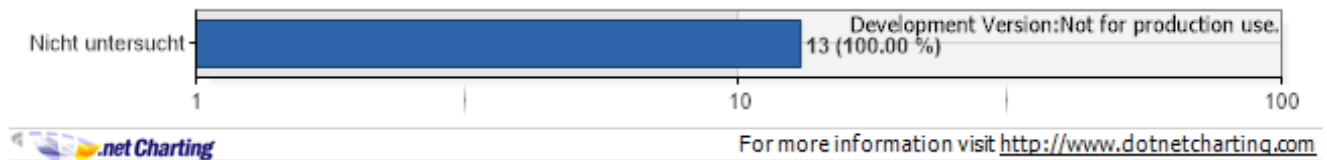
### 8. Lig. pectinatum Abnormalität (LPA)



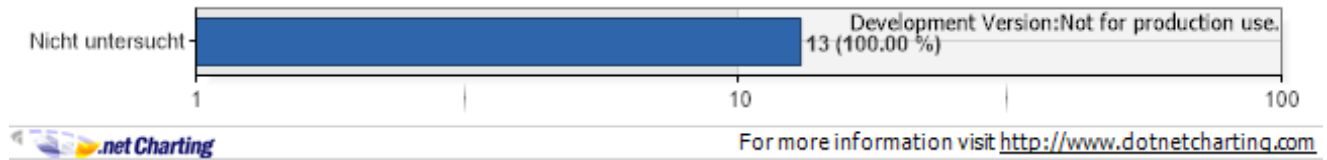
### 8. Kammerwinkelanomalie (ICAA)



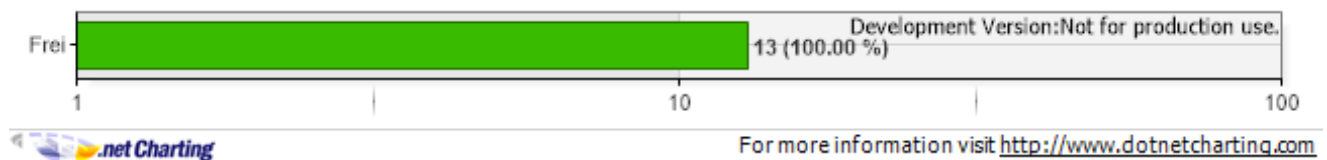
### 8.a. Ligamentum Pectinatum Anomalie (PLA)



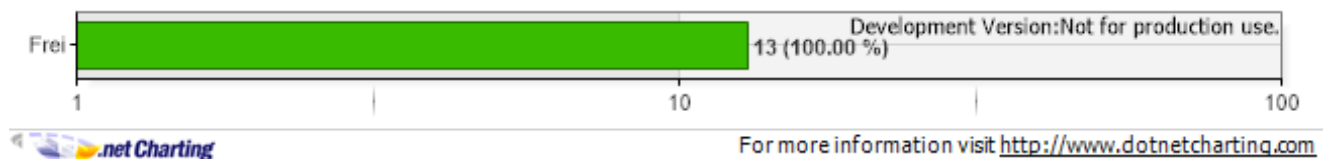
### 8.b. Kammerwinkelweite



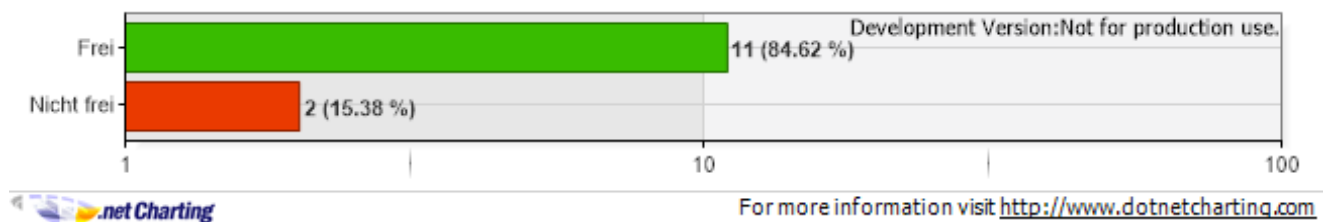
### 11. Entropium/Trichiasis



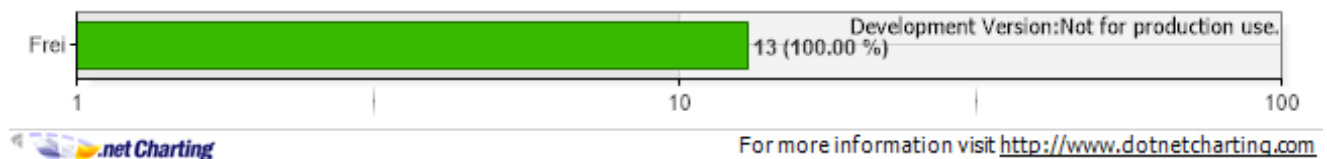
### 12. Ektropium/Makroblepharon



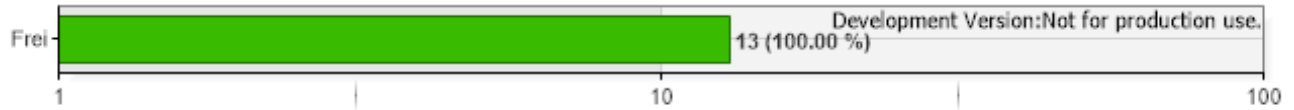
### 13. Distichiasis/ektopische Zilien



### 14. Korneadystrophie

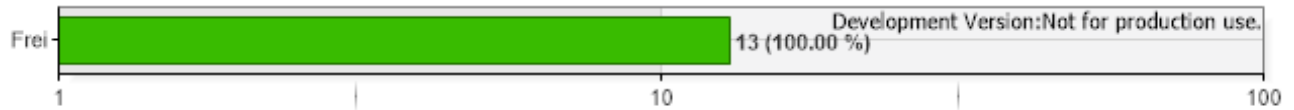


15. Katarakt (nicht-kongenital)



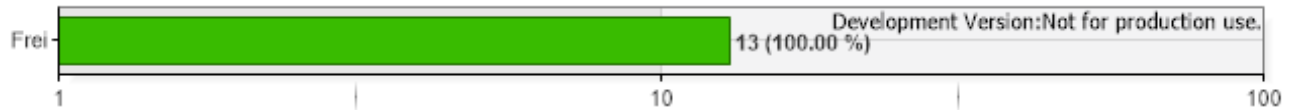
For more information visit <http://www.dotnetcharting.com>

16. Linsenluxation (primär)



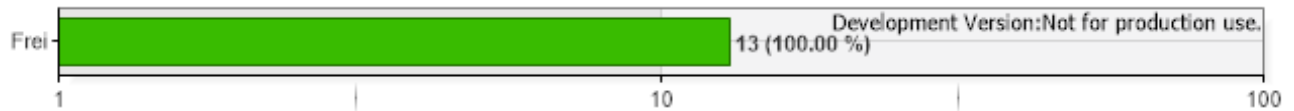
For more information visit <http://www.dotnetcharting.com>

17. Retinadegeneration (PRA)



For more information visit <http://www.dotnetcharting.com>

18. Sonstige



For more information visit <http://www.dotnetcharting.com>