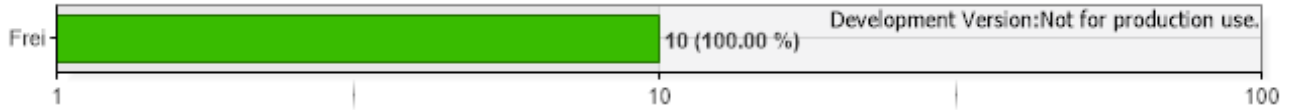


# Ergebnisse und Beurteilungen

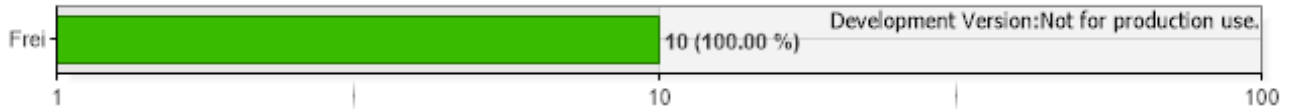
Anzahl Untersuchungen: 10, Untersuchungsdatum: 01.01.2024 00:00:00 - 31.12.2024 23:57:00, Rassen: Teckel Normal Langhaar, Ergebnis: Alle Befundbögen

## 1. Membrana Pupillaris Persistens (MPP)



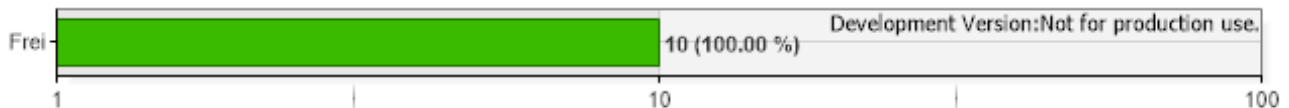
For more information visit <http://www.dotnetcharting.com>

## 2. Persistierende hyperpl. Tunica vasculosa lentis/primärer Glaskörper (PHTVL/PHPV)



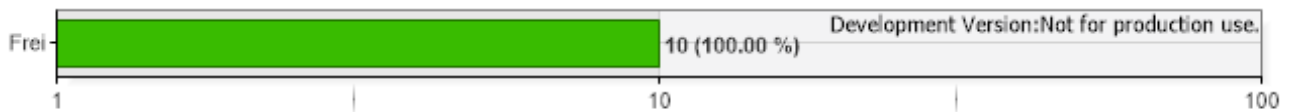
For more information visit <http://www.dotnetcharting.com>

## 3. Katarakt (kongenital)



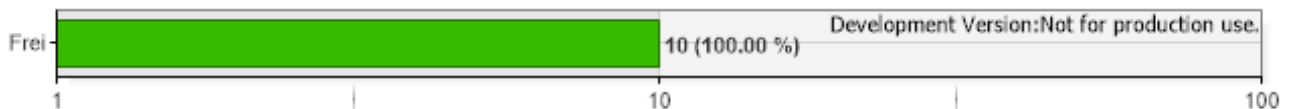
For more information visit <http://www.dotnetcharting.com>

## 4. Retinadysplasie (RD)



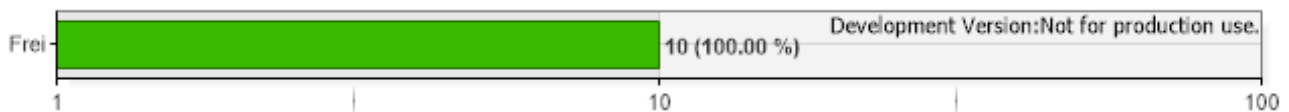
For more information visit <http://www.dotnetcharting.com>

## 5. Hypoplasie/Mikropapille



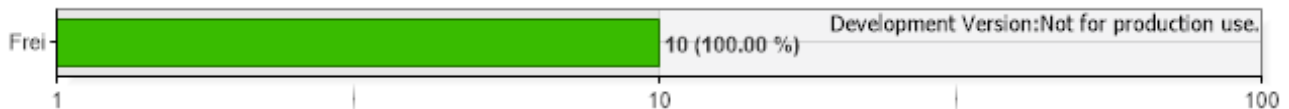
For more information visit <http://www.dotnetcharting.com>

## 6. Collie Augenanomalie (CEA)



For more information visit <http://www.dotnetcharting.com>

## 7. Sonstige



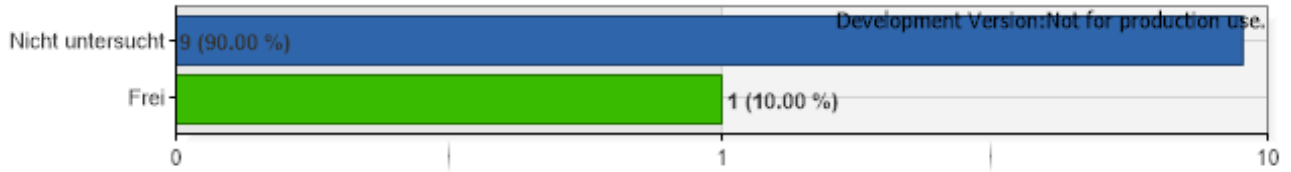
For more information visit <http://www.dotnetcharting.com>

## 8. Lig. pectinatum Abnormalität (LPA)



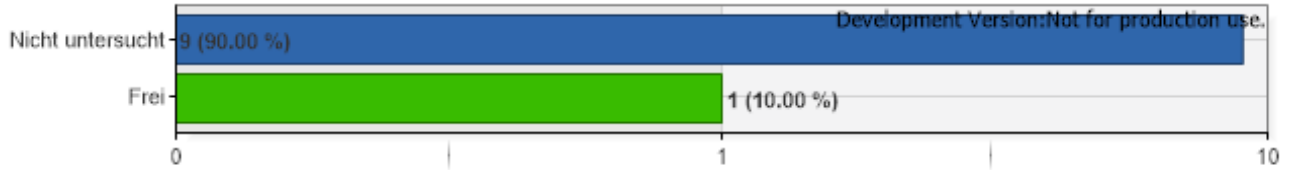
For more information visit <http://www.dotnetcharting.com>

8. Kammerwinkelanomalie (ICAA)



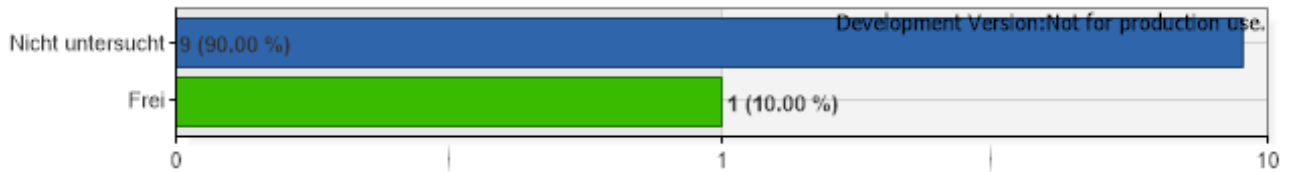
For more information visit <http://www.dotnetcharting.com>

8.a. Ligamentum Pectinatum Anomalie (PLA)



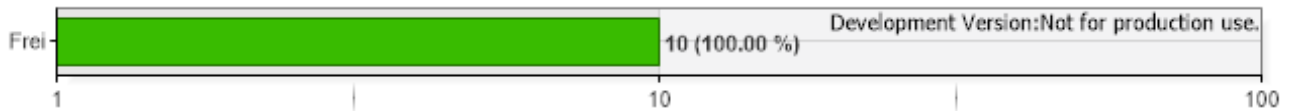
For more information visit <http://www.dotnetcharting.com>

8.b. Kammerwinkelweite



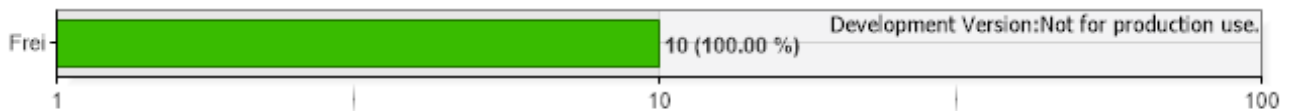
For more information visit <http://www.dotnetcharting.com>

11. Entropium/Trichiasis



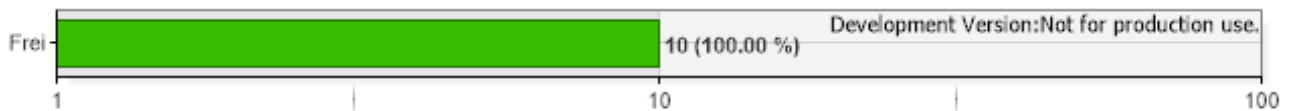
For more information visit <http://www.dotnetcharting.com>

12. Ektropium/Makroblepharon



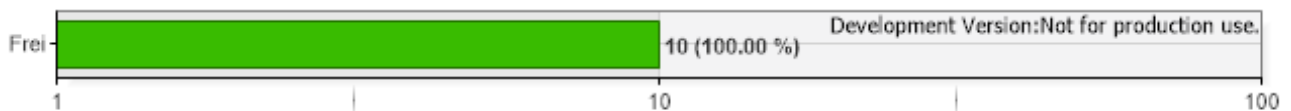
For more information visit <http://www.dotnetcharting.com>

13. Distichiasis/ektopische Zilien



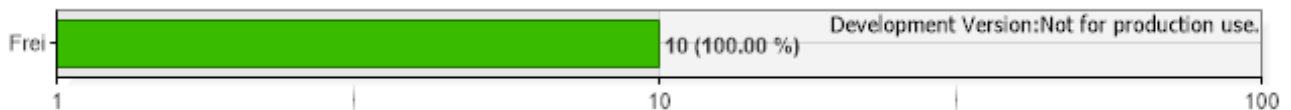
For more information visit <http://www.dotnetcharting.com>

14. Korneadystrophie



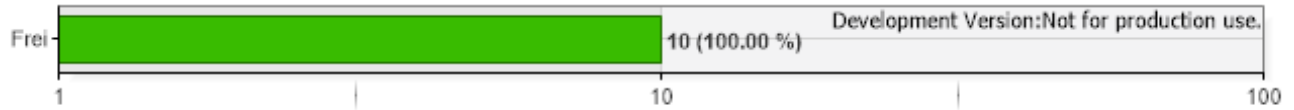
For more information visit <http://www.dotnetcharting.com>

15. Katarakt (nicht-kongenital)



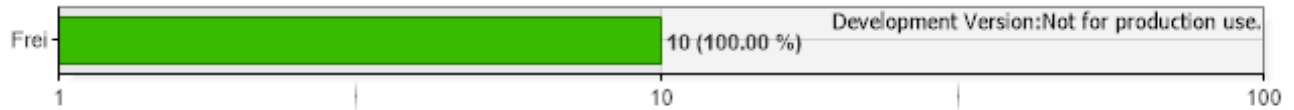
For more information visit <http://www.dotnetcharting.com>

16. Linsenluxation (primär)



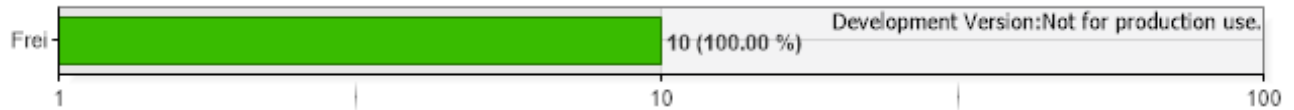
For more information visit <http://www.dotnetcharting.com>

17. Retinadegeneration (PRA)



For more information visit <http://www.dotnetcharting.com>

18. Sonstige



For more information visit <http://www.dotnetcharting.com>