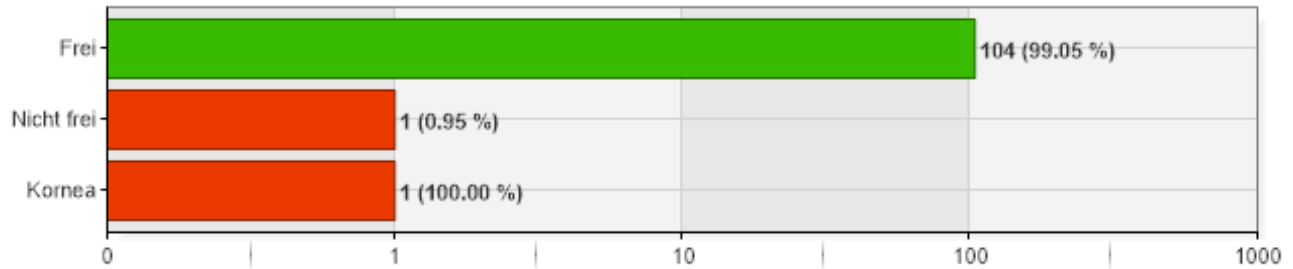


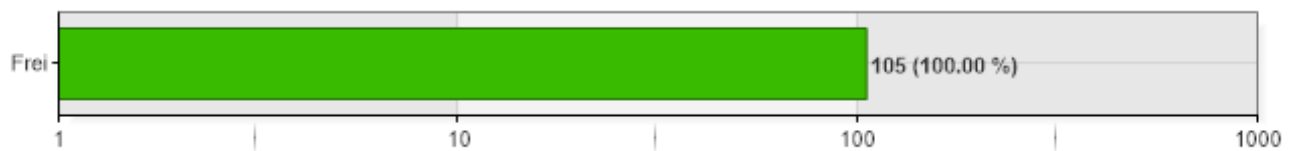
# Ergebnisse und Beurteilungen

Anzahl Untersuchungen: 105, Untersuchungsdatum: 01.01.1990 00:00:00 - 01.01.2070 00:00:00, Rassen: Normalteckel, Ergebnis: Alle Befundbögen


## 1. Membrana Pupillaris Persistens (MPP)




## 2. Persistierende hyperpl. Tunica vasculosa lentis/primärer Glaskörper (PHTVL/PHPV)




## 3. Katarakt (kongenital)



## 4. Retinadysplasie (RD)



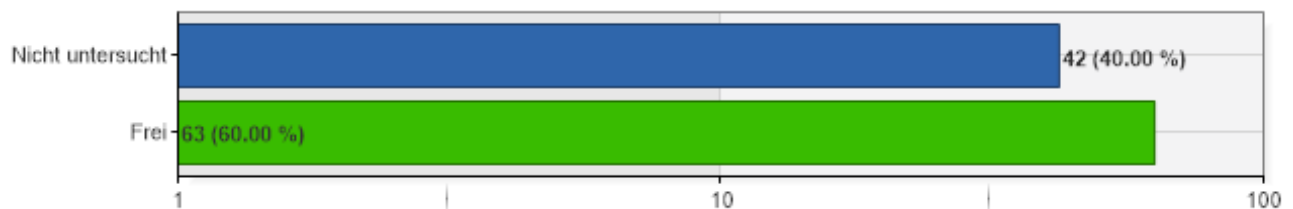
## 5. Hypoplasie/Mikropapille



## 6. Collie Augenanomalie (CEA)



## 7. Sonstige



8. Lig. pectinatum Abnormalität (LPA)



8. Kammerwinkelanomalie (ICAA)



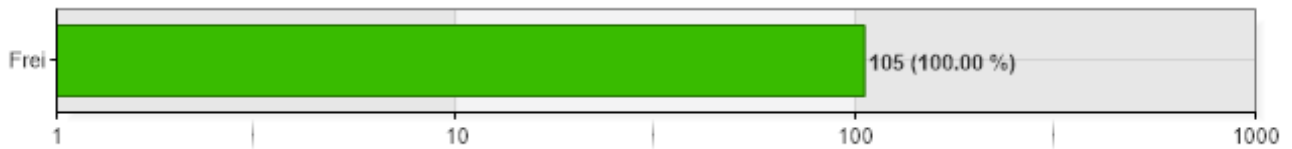
8.a. Ligamentum Pectinatum Anomalie (PLA)




8.b. Kammerwinkelweite



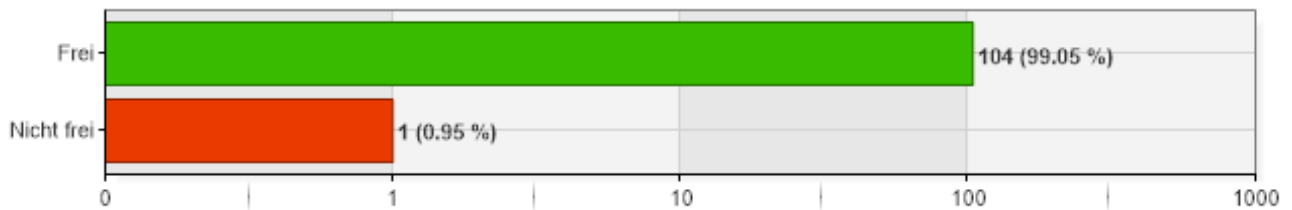
11. Entropium/Trichiasis




12. Ektropium/Makroblepharon



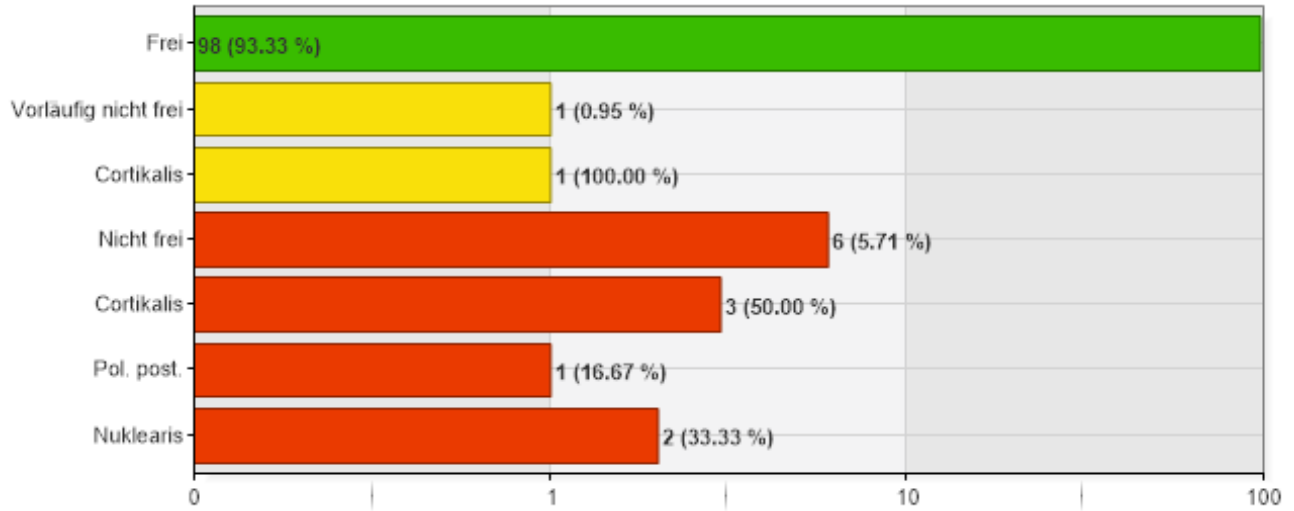
13. Distichiasis/ektopische Zilien



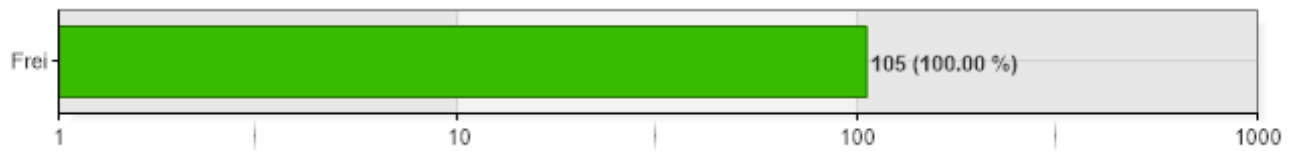
14. Korneadystrophie




15. Katarakt (nicht-kongenital)



16. Linsenluxation (primär)



17. Retinadegeneration (PRA)



18. Sonstige

