WORLD UNION TECKEL

Commentary to the FCI Standard for Dachshunds

Commentary to the FCI Standard Nr. 148
edition from 07. November 2019/D

WUT Committee 2001:
Robert Osterwalder *Chairperson* CH
Ernest Ley F
Elisabeth Rhodin S
Thomas Riha CZ
Hans Wördemann D

WUT Committee 2019–2020:
Cesare Calcinati *Chairperson* IT
Roel Boekholt NL
Ekaterina Domogatskaya RU
Anke Masters USA/CA
Damjana Švegelj Žnidaršič SI

In collaboration with the DTK Bylaws and Standard Committee:
Horst Kliebenstein
Heidrun Odenweller-Klügl
Wolfgang Trumpfheller

1. Area of jurisdiction:
The FCI Standard number 148 contains the minimum requirements. Breeders and judges of Dachshunds belonging to the FCI may not fall short of these guidelines.

2. Goal:
This commentary to the FCI Standard number 148 D is addressed towards owners, handlers, breeders, judges and judge apprentices of Dachshunds. It cannot claim having covered all possibilities; however, it will lead readers far into the “Dachshund world, his desired ideal appearance and the potential faults, according to the FCI Breed Standard”, and will demonstrate how the contents of the FCI Standard shall be interpreted and used.
The cursive text corresponds word for word with the FCI Standard for Dachshunds.

3. Responsibility and Approval:
The country of origin of a breed is responsible and has jurisdiction for a breed standard within the FCI. The Standard for Dachshunds was originally created and all the further revisions were made by the Deutscher Teckelklub 1888 e.V. The FCI General Committee has adopted the current version during its meeting on September 4, 2019. It replaces the Standard from 12 March 2001.

Utilization

4.1

Utilization:

Hunting dog, above and below ground.

4.2

Commentary:

In fact, this first point is the most important one. It gives the answer to the question, which all of us always have to keep in mind as long as we are breeding or judging Dachshunds: *what is the purpose of the Dachshund?* The Dachshund is mainly an underground hunting dog, and it means that his functional beauty is strictly connected to this kind of hunt. Everything in our breed – temperament, types, sizes, anatomic construction and bones, angulations, movement, the coat quality, required dentition, etc. – can be explained by the ability to hunt below ground. Of course, the judges and even the breeders are not obliged to be hunters, but they must understand what purpose the breed was created for, and how the Dachshund should look to be useful at work. Functionality is above all in working dogs!

FCI Classification

5.1

FCI Classification:

Group 4, Dachshunds. With working trial.

5.2

Commentary:

In many FCI countries, including Germany, a Dachshund already may not be required to have working certificates to become a Champion or even a Club Champion. For the title International Beauty Champion (C.I.B.), a hunting test is still required, but another FCI title, International Show Champion (C.I.E.), is awarded solely for conformation. The same problem exists in breeding: most of the WUT member clubs allow the use of breeding stock without any proof of working capability. However, our goal in breeding must be not only form, but form, function and ideal genetic soundness. The Dachshund is and shall remain a useful hunting dog, and we have to preserve the working abilities of the breed. From the breeders' side, it means to let the dogs pass at least a minimum number of hunting tests, specific for Dachshunds. Depending on the country's laws and hunting conditions it could be a Den Test or a Blood Tracking Test. Besides that, the Dachshund especially excels through Spurlaut, which should be proven on the hare line. In countries without wild hare population, it is highly recommended to work on alternatives to the proof of loud hunting, in order to preserve this important innate ability.

From the judges' side, preserving working abilities means to evaluate not the beauty in general, but the functional beauty. This is the judges' responsibility towards the breed.

Brief Historical Summary

6.1

The Dachshund, also called Dackel or Teckel, has been known since the Middle Ages. From the Bracken, dogs especially suitable for hunting below ground were consistently bred. From these short-legged dogs, the Dachshund evolved and is recognised as one of the most versatile hunting breeds. He also shows excellent performance above ground, hunting while giving tongue, flushing and tracking wounded game. The oldest Club devoted to the breeding of Dachshunds is the "Deutsche Teckelklub" e.V., founded in 1888.

For decades the Dachshund has been bred in three different sizes (Teckel, Miniature Teckel and Rabbit Teckel) and in three different coat varieties (Smooth-haired, Wire-haired and Long-haired), resulting in nine varieties.

6.2

Commentary:

These short sentences describe the history and evolution of today's Dachshund accurately. The book "Der Dachshund: Geschichte, Kennzeichen, Zucht und Verwendung zur Jagd" by Dr. Fritz Engelmann and Robert Bandel (Neumann-Neudamm, 1981. 272 p.) may be regarded as the most important work about Teckel.

The Dachshund has actually been known, not only in Germany, since the mid-19th century. Besides Germany, England must be noted in regards to Dachshund breeding. It is interesting to note that a Dachshund club was founded in England as early as 1881 (Enzyklopädie der Rassehunde / By Hans Räber. Bd. 2. Kosmos Verlags-GmbH, 1995. P. 463). According to Milo G. Denlinger, Dachshunds were entered into the English "Kennel Club Studbook" under Dachshunds (or German Badger Hounds) as early as 1874 (The Complete Dachshund. Washington DC Denlinger's, 1958. P. 10). Nowadays, Dachshunds in Great Britain have developed into a breed incapable of functioning in the field, due to their large chest circumference, weight and lack of ground clearance.

General Appearance

7.1

Low, short legged, elongated but compact build, very muscular with cheeky, challenging head carriage and alert facial expression. His build allows agile, quick work above and below ground. Sexual dimorphism is noticeable.

7.2

Commentary:

This short description is of decisive importance for the appearance of the Dachshund. The entire exterior is designed for hunting use; “elongated but compact build” means a long and roomy ribcage in combination with short and strong loin. The harmonious look is characterized by all-around balanced proportions which ensure good mobility. The entire front assembly should be nicely upright; the head should be carried high, with alert expression, watching the surroundings intently. The Dachshund should exert confidence. The French call this important factor: it has “de l’allure” (zest, striking presence)! Dachshunds, which are too large and too heavy, as well as those lacking substance, or whippety-like, may not receive an “Excellent”. Depending on the severity of this fault it could even lead to a score of “Sufficient” (see also “Severe faults” in the Standard).

Miniature and rabbit Dachshunds must fulfill the same requirements. No concessions may be made due to their size and gene pool. They shall be absolutely regarded of equal ranking and are equal to the standard sized Dachshund.

The Most Important Visible Body Parts of the Dachshund

1) Nose. 2) Bridge of nose.
3) Stop. 4) Top of head. 5) Eye.
6) Ears. 7) Back of neck.
8) Neck. 9) Muzzle and lips.
10) Lower jaw. 11) Dewlap.
12) Shoulder. 13) Back.
14) Withers. 15) Loin.
16) Croup. 17) Set on tail.
18) Tail. 19) Upper thigh.
20) Lower thigh. 21) Hock joint.
22) Hind paw. 23) Shoulder joint. 24) Prosternum.
25) Forechest. 26) Upper arm.
27) Elbow. 28) Pastern. 29) Front paw. 30) Ribcage, chest.
31) Keel. 32) Underline.
33) Flank. 34) Stifle joint.
35) Pad. 36) Toes.

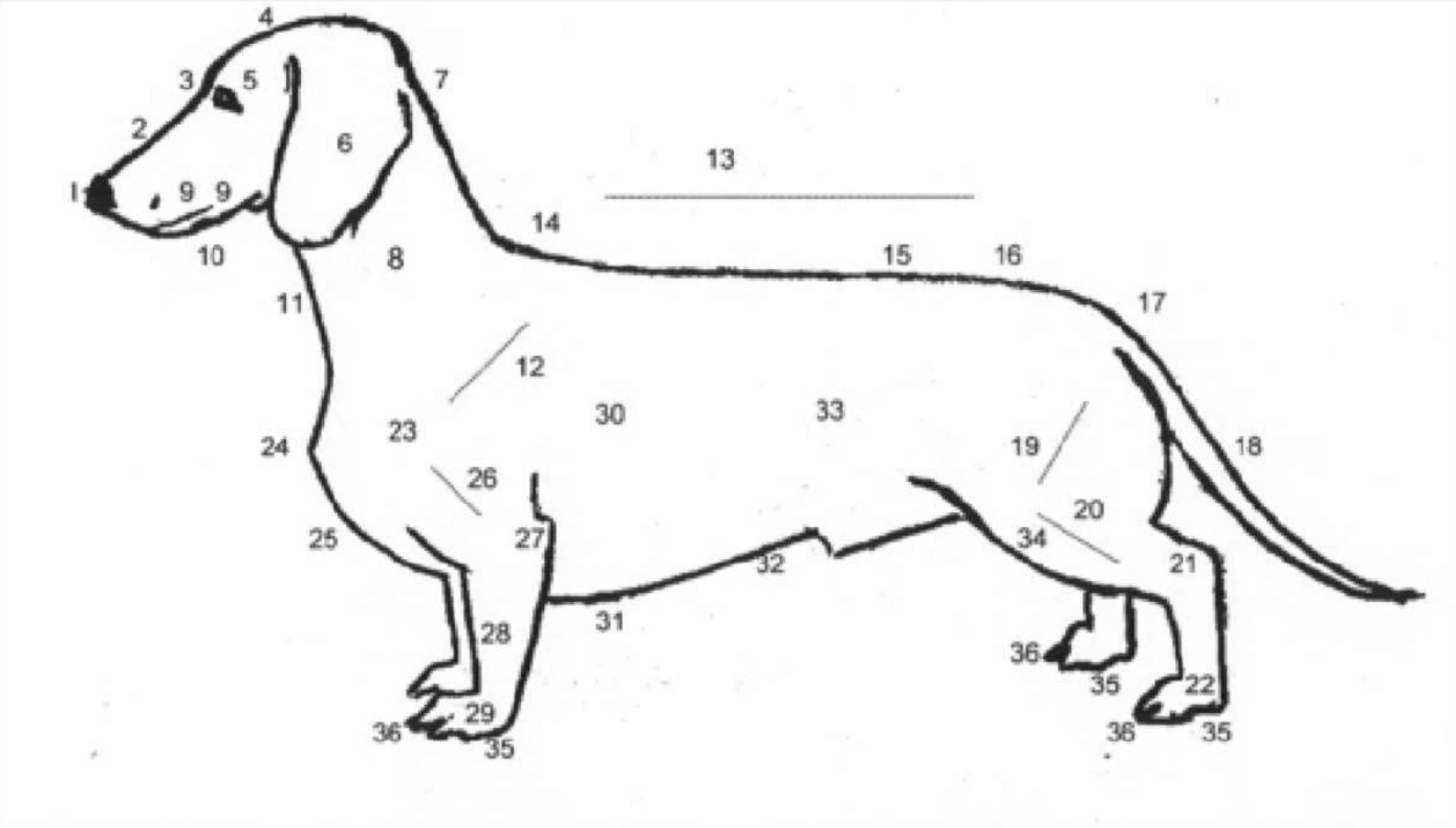

The Skeleton & The Most Important Skeletal Parts of the Dachshund

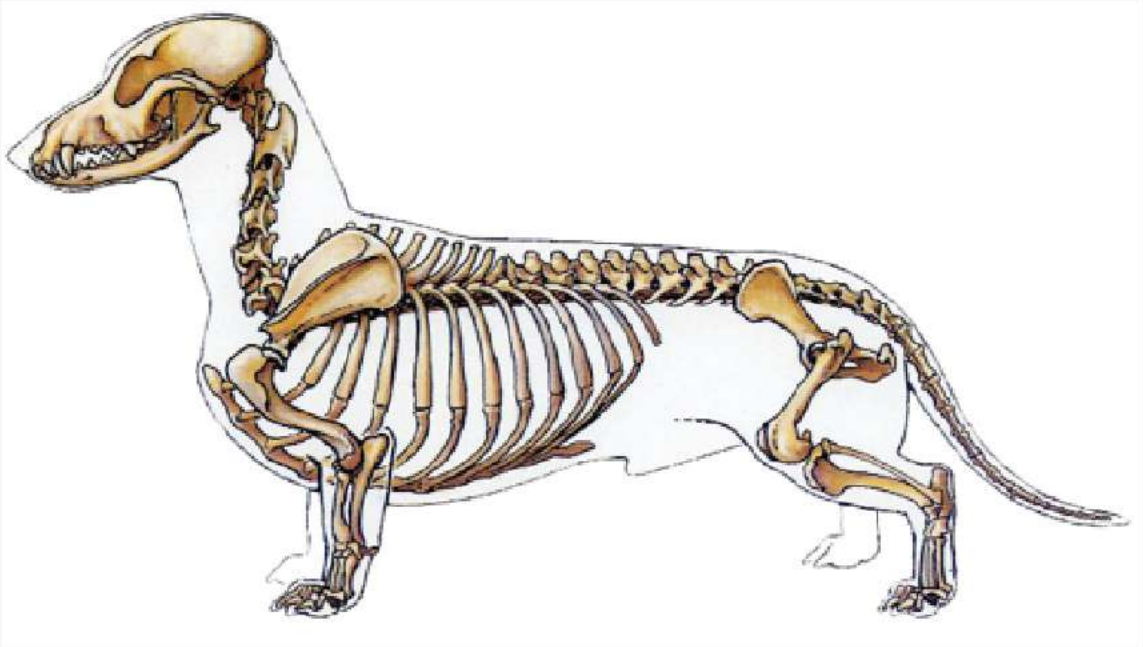

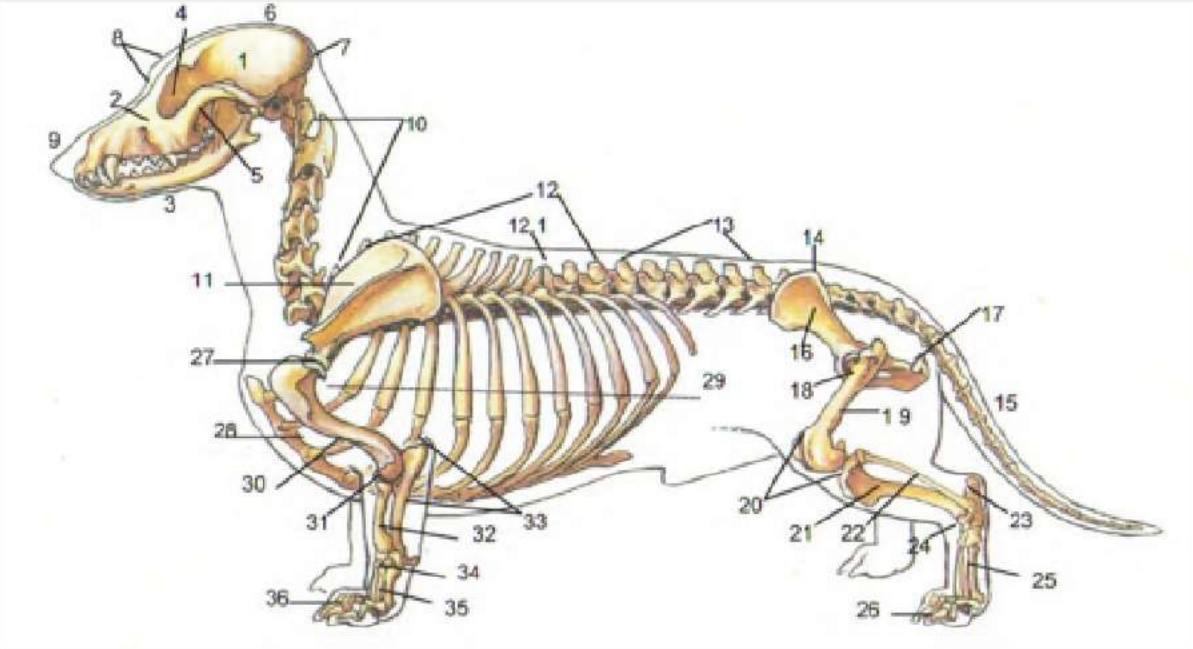

1) Brain Case / Cranium. 2) Foreface. 3) Mandible. 4) Eye socket. 5) Zygomatic arch. 6) Sagital crest. 7) Occipital crest. 8) Stop. 9) Dorsal cartilage. 10) Cervical vertebrae (7). 11) Shoulder blade. 12) Thoracic vertebrae (13). 12.1) Transitional vertebrae. 13) Lumbar vertebrae (7). 14) Sacral vertebrae (3). 15) Tail (20–23 vertebrae). 16) Pelvis with iliac wing. 17) Pelvic / Ischiac tuber. 18) Hip joint / Acetabulum. 19) Femur. 20) Stifle joint with patella. 21) Tibia. 22) Fibula. 23) Fibular tarsal. 24) Hock joint / Tarsus with remaining 5 bones. 25) Metatarsus with 4 bones. 26) Toes / Phalanges of the hind paws. 27) Shoulder joint. 28) Sternum. 29) Ribs (13). 30) Humerus. 31) Elbow joint. 32) Radius. 33) Ulna with olecranon. 34) Carpus / Wrist. 35) Metacarpus bones. 36) Toes / Phalanges of the front paws.

Musculation

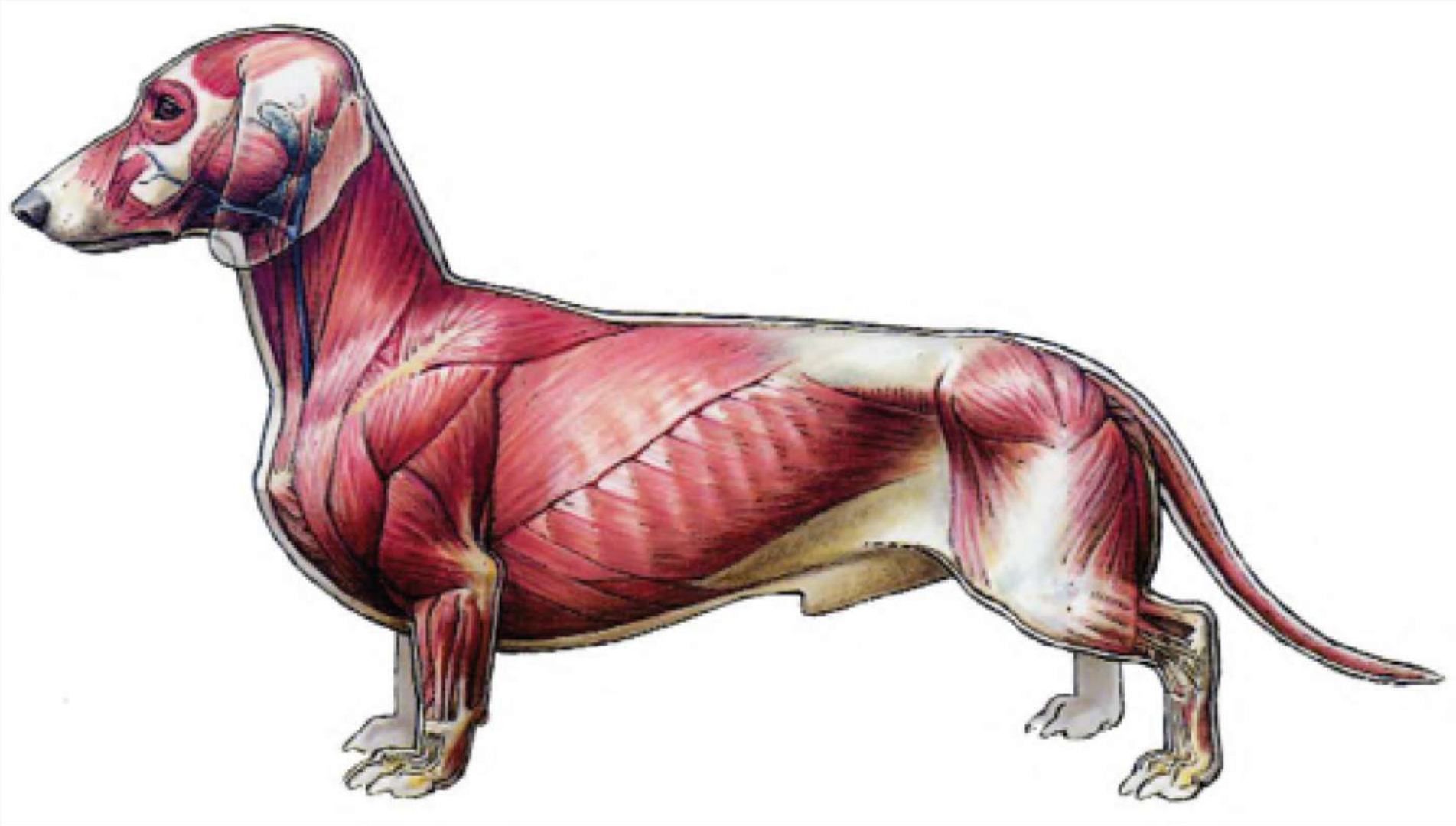

Important Proportions

8.1

With a ground clearance of about one third of the height at withers, the body length (from the point of manubrium of sternum to the point of the buttock) should be in harmonious relation to height at withers, about 1 to 1.7 – 1.8.

8.2

Commentary:

As stated above, the true Dachshund is elongated, but compact and full of substance.

The proportions, described in the Standard, provide the ability to work below ground.

The tendency towards back diseases (IVDD) shall be counteracted by compact Dachshunds, full of substance.

The measurement 1 means the distance from the ground to the tip of the shoulder blade.

The measurement 1,8 means the length of the body from the forechest to the pelvis.

Judges will not measure the length of the body in the show ring, so they should train themselves to understand the proportions by sight, from the side, while stacking and in movement.

Important Proportions

Prior to measuring, the points shall be precisely pin-pointed with the fingers.
The ratio is calculated as follows: the sample body length is 48 cm and the height at the withers is 25 cm. The ratio reads 48 : 25 = 1 : 1.92. A Dachshund with compact appearance leans towards a ratio of 1 to 1.7–1.8.
Overly-long Dachshunds that exhibit a ratio of 1 to 2.0 and above, shall not receive an evaluation score “Excellent”.
The ground clearance is ideally a third of the height at the withers. Less ground clearance hinders progress in the hunting field. Dachshunds, which are too high off the ground, do not conform to the Standard. In both cases the evaluation score “Excellent” should not be awarded.
However, if a conformation judge wants to withhold the evaluation score “Excellent” for a Dachshund due to non-conforming proportions as described here, then he should do so only if he confirms his judgement with the appropriate measurements. Obvious extreme cases remain exceptions.

Behaviour / Temperament

9.1

Friendly by nature, neither fearful nor aggressive, with even temperament. Passionate, persistent and fast hunting dog with an excellent nose.

9.2

Commentary:

This is one of the reasons, why the Dachshund is so common and well-liked by the general public. Friendly and devoted, neither fearsome nor aggressive. Combined with temperament, intelligence, alertness and a lot of self-confidence this is a combination hard to beat. This broad scale of the Dachshund character and the enormous ability to adapt makes it the ideal companion.

Concerning temperament, we know the inherited and acquired shortcomings. It is of importance to the breeder if the fault is due to insufficient care, upbringing or training or if, indeed, it is an inherited defect.

A judge, however, shall only evaluate what he sees at the time of the evaluation. The fact remains that dams with temperament faults may pass on this shortcoming to their puppies via their negative example.

Dogs which tuck their tail under, aggressive biters, fear biters, urinating on the judge's table or even worse, defecating on the judge's table have forgone the evaluation score "Excellent". Unsociable Dachshunds, which try to avoid the oncoming judge by hiding behind their handler's legs, are also excluded from the evaluation score "Excellent".

Behaviour / Temperament

Depending on the level of the temperament fault, be it acquired or inherited, the decision of the judge may even lead to a “Disqualification” (see under “Disqualifying Faults”).
If the dog is trying to bite the judge, it must be disqualified.
If, due to fearfulness or lack of confidence / training / socialization, no dentition examination can be performed on the judge’s table, the Dachshund must be sent out of the ring “Without Evaluation” (“Cannot be judged”).

In all regulations and testing rules the sentence, “the temperament shall be considered in a suitable manner” is listed.
It is however advisable not to speak of “temperament” but of “behaviour”. The temperament of a dog cannot be evaluated correctly by a judge in the short time available.

Head

10.1
Elongated as seen from above. As seen in profile, tapering uniformly towards the nose leather, yet not pointed. Superciliary ridges clearly defined. Nasal cartilage and bridge of nose long and narrow.

10.2
Commentary:
The description of the head is correct and comprehensive. Of note is the ratio of the length of the skull to the muzzle. It should amount to at least 1 to 1. A slightly longer muzzle than the length of the skull between the stop and the occiput peak pronounces a distinctive, elegant head. Every now and then the term “hunting type” is used. It describes a normally wide top of the skull and a slightly shorter muzzle. The skull appears too wide because the muzzle does not have the desired length. It lacks the nobility! The eyebrow arches (superciliary ridges) may not stick out too starkly from the flat top of the head, so that a slightly descending “ramp” may be felt towards the middle of the skull. Such an elevation is atypical and excludes an evaluation of “Very Good”. A Ram’s nose is desired, a straight muzzle is tolerated, a dish face (Hechtnase or Himmelfahrtsnase) (pointer) is atypical, so that the Dachshund shall be excused from the ring with a disqualification. It should also be noted that there is a distinctive difference regarding the chiseling of the head between the coat varieties. While a finely sculpted head is desired in smooth-haired Dachshunds, the wire-haired Dachshund shows a slightly coarser outline underneath his beard and eyebrows. The long-haired Dachshund, on the other hand, shows a straight-lined head design with sometimes a slightly wider muzzle.

Cranial Region

11.1

<u>Skull</u>: Rather flat, not too broad, gradually merging with the slightly arched nasal bridge. Occipital peak not pronounced much.

<u>Stop</u>: Slightly marked.



Correct: slightly divergent head planes

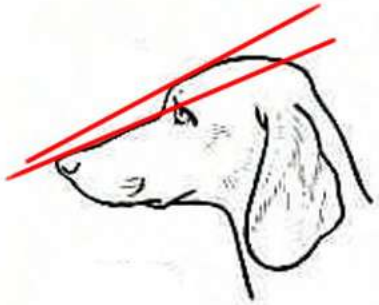

Not correct: convergent head planes

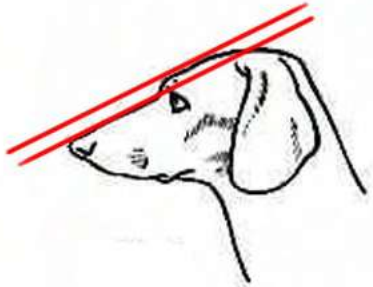

Not correct: parallel head planes

11.2

Commentary:

The skull is flat, not too wide and not too narrow. The contours of the occipital ridge are almost invisible but well palpable. A strongly pronounced occiput peak is usually combined with a narrow skull (spaniel).

Rabbit and miniature Dachshunds with round “apple heads” were often exhibited in the past, but are rarely seen anymore. An “apple head” is atypical and excludes the score of “Very Good”.

The stop should be slightly indicated.

Lack of stop (borzoi) is just as much a fault as the strongly pronounced stop (pointer).

In general, the head planes must be slightly divergent.

Facial Region (Nose & Muzzle)

12.1

<u>Nose</u>: Nostrils well opened. Colour: see under respective colour definition.

<u>Muzzle</u>: Long, sufficiently broad and strong. Mouth can be opened wide with the corners vertically level with the eye.

12.2

Commentary:

A commentary to the nose is especially important nowadays as part of the discussion about colours and colour patterns in Dachshunds.

In goes without saying, that the nose should be black in both black & tan and in wild boar Dachshunds (regardless if they have the dapple/Merle pattern or not).

Facial Region (Nose & Muzzle)

It should be clear as well, that brown & tan and brown wild boar dogs (with or without dapple / Merle pattern) have no black pigmentation at all, and therefore their noses can (and must) be only brown (not reddish, but brown, and the darker, the better); all tendencies towards dilution should be noticed and penalized.
The most disputable point related to the nose is the problem of brown on red dogs (with or without brindle or dapple/Merle patterns). If the nose, eyes, eyelids and pads of a red dog are brown, genetically it means “bb” in B-locus, i.e. recessive brown coming from both sides. It is not desirable, but still permissible and cannot be considered a severe fault.
The depth of the muzzle requires attention. Especially in smooth-haired Dachshunds every now and then the bottom jaw is barely visible with a closed muzzle. The evaluation of the depth of the muzzle is made difficult in wire-haired Dachshunds due to the beard. Long-haired Dachshunds, however, usually show a very nice depth of muzzle.

Facial Region (Lips)

13.1

Lips: Taut fitting, covering the lower jaw well.

13.2

Commentary:

These few words express clearly what is desired. One shall pay special attention to the pigmentation of the muzzle. Dachshunds with black colour have black muzzles. With recessive, homozygous brown Dachshunds (lack of pigmentation), the muzzle is brown.

Rarely does one still see throw-backs to the old Bracken type with an overly massive head and pronounced jowls. Such Teckel often have open lips and lip corners. This negatively impacts the overall impression of the head a lot. This clumsy, lymphatic, heavy-boned build is typical of Dachshunds that in their entire type and general appearance do not conform to today's ideal. They can no longer receive a score of "Good".

Facial Region (Jaws)

14.1

<u>Jaws / Teeth</u>: Well-developed jaws. Scissor bite, even and closing tightly. Ideally, complete set of 42 teeth according to requirements of the dentition formula with strong canines exactly fitting into each other.

14.2a

Commentary regarding jaws:

The desire for substance in the jaw as well as the bite is clearly expressed. A width of the muzzle which provides space for six incisors is desired. A common evil are muzzles, which sharply taper off towards the nose, which is often caused by narrow lower jaws. This also causes increasingly occurring base-narrow canines. Often the teeth are no longer strong enough and there is no longer sufficient room for six incisors. A muzzle which is too narrow precludes an evaluation score “Excellent”.

Facial Region (Teeth)

14.2b

Commentary regarding dentition:

A strong and well-developed bite with 42 teeth is required. Double PM1's may not be counted as faults. The existence of an inner duplicate row of teeth shall result in disqualification; the same applies to multiple existing canines (warning: the judge has to make sure that these are not primary teeth which should be extracted). In case of supernumerary teeth in line with the other teeth (e.g. seven incisors) and which do not affect the bite, it should not be penalized. Of special gravity, tooth loss shall be born in mind. Non-visible teeth are always counted as tooth loss. Surgical interference to expose teeth, or make them visible, is not permitted.

A true tooth gap in the incisors may be seen as an exception. If, for example, only five incisors are visible in the upper or lower jaw and those are evenly spaced over the entire width, then it can be assumed that this is an inherited incisor loss. However, if there is obviously room for six incisors, but only five incisors and an obvious tooth gap are visible, then one may assume that one incisor was bitten out. An x-ray picture or the completed and certified teeth examination ("Zahn Status / Dentition Status Report") can help in such situations. If no certificate is provided, the Dachshund must be sent out of the ring "Without Evaluation" (when in doubt, for the defendant).

Facial Region (Teeth)

A tooth loss does not always count the same. A missing PM1 is not comparable with a missing PM4. For that reason, the evaluation score must be adjusted downward depending on the type of tooth loss. In the standard under the section “Faults” and in the Commentary 14.2 Dentition, it clearly notes, that the loss of one or two PM1 shall not be judged as a fault. The M3’s are always ignored! From a breeding point of view this means that the lack of the M3 should not exclude Dachshunds suitable and qualified for breeding from passing on their advantages. Every Dachshund owner is advised to check the dentition of his dog very carefully in order to know the state of affairs. A periodic check-up is advisable so that a lost tooth does not lead to unpleasant surprises and to unnecessary annoyance of the dog owner. All national Dachshund clubs are advised to offer the Dentition and Bite Status Report during a Zuchtschau or show; in some countries, such a possibility does exist. If the dentition and bite status has been evaluated by two conformation judges, the Dachshund owner is covered in case of subsequent tooth loss (e.g. as a result of an accident or during a hunt). The judge is well advised to take a look at the breadth and depth of the lower jaw, regardless of existing dentition and bite status.

Facial Region (Teeth)

If, in addition to two PM1, another tooth is missing then this constitutes an excluding fault. If only a PM2 is missing then this is a fault. In this case an evaluation score of at the most “Very Good” may be awarded. If, however, another tooth is missing in addition to a missing PM2, then this case requires a “Disqualifed” as well (ignoring the M3 however). If one or more PM3, PM4, M1 or M2 are missing, then this conclusively requires a “Disqualifed” (also look under section 58.2).
Canines which do not properly fit into each other (base narrow canines) do occur from time to time. The incorrectly positioned lower canines often cause a lasting injury in the gums or the palate of the upper jaw. With correctly positioned canines (the lower canine is visible from the side as well as from above) and closed muzzle, the tip of the canine is always visible.
If the lower incisors still have contact with the inside dental neck (cervix dentis) of the upper incisors on the inside, then this can still be accepted as a scissor bite.
However, one shall strive for the strong, close-fitting scissor bite.

Facial Region (Teeth)

A pincer bite is counted as a fault (see under section 53.1). In this case only the evaluation score of “Very Good” may be awarded.
Caution is advisable with older dogs. Starting at the age of 4 years and over, there might be a pincer bite caused by age. This pincer bite due to age shows itself with the strong wear of the incisors. Therefore, this is no fault but an acquired condition. If the national Dachshund club can certify that a correct scissor bite was ascertained during a prior evaluation (via Dentition and Bite Status Report), then this pincer bite shall have no bearings on the evaluation (see section 80.1). In all other cases the evaluation score “Excellent” may no longer be awarded.

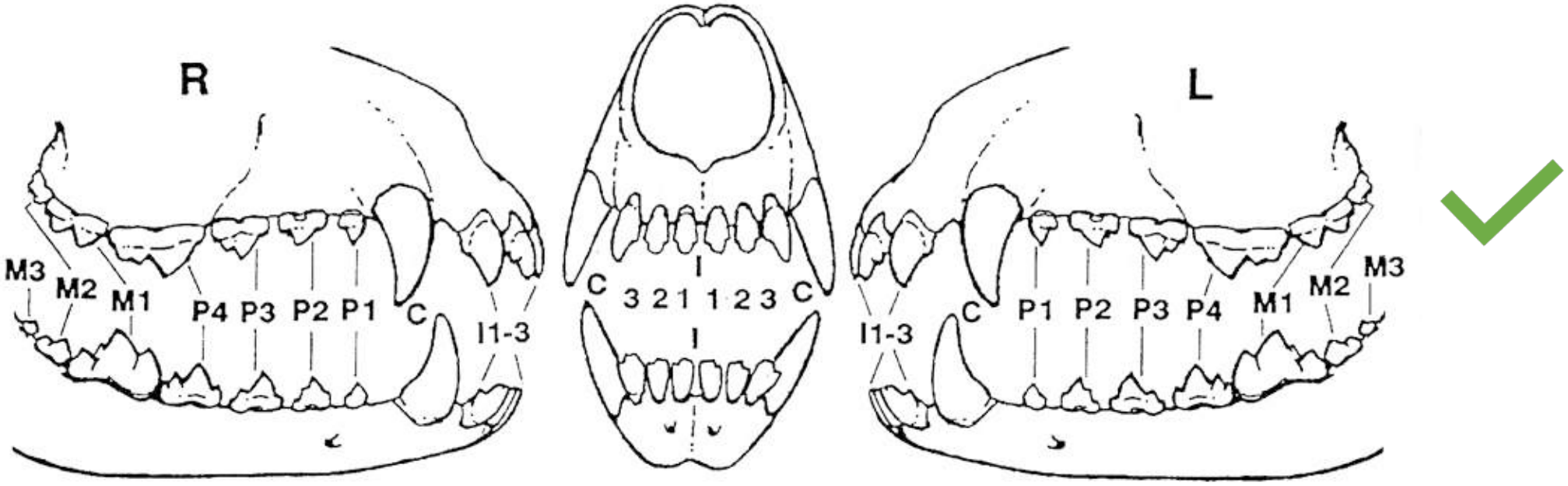

Dentition & Bite

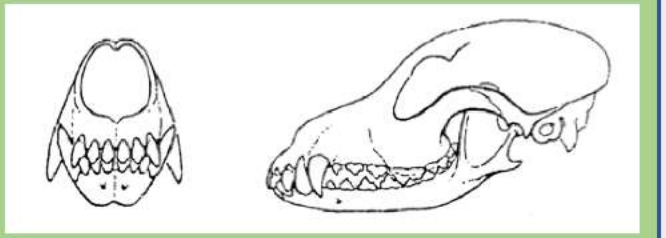

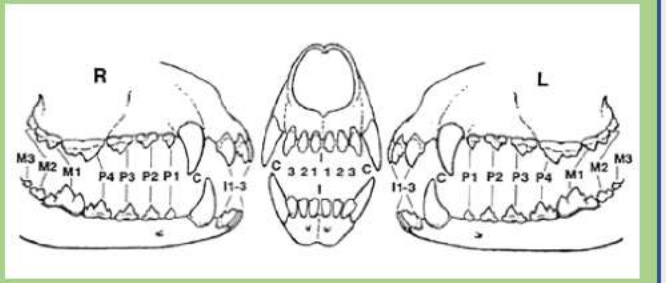

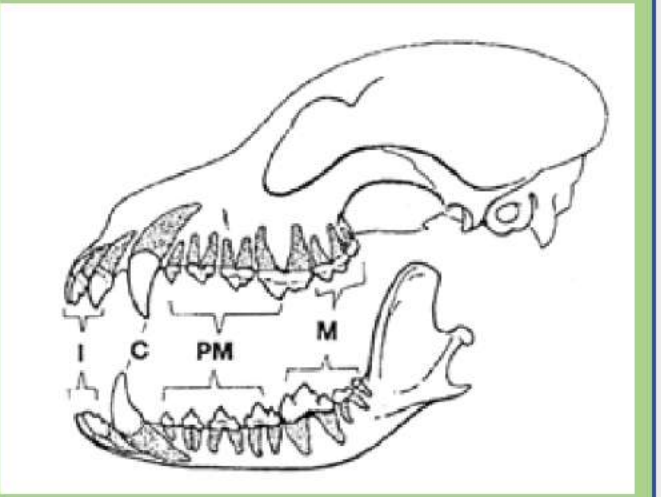

Scissor bite, teeth & roots

A pincer bite is counted as a fault (see under section 53.1). In this case only the evaluation score of "Very Good" may be awarded.

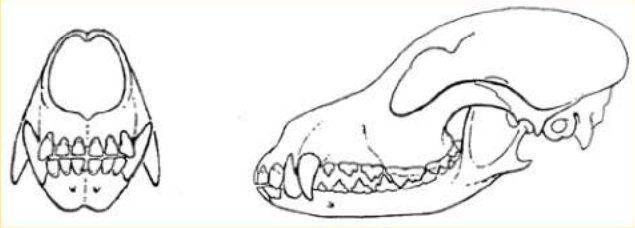

Pincer bite

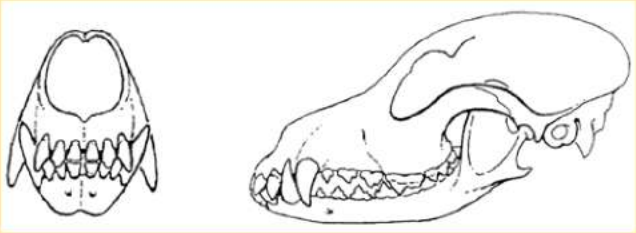

Partial pincer bite

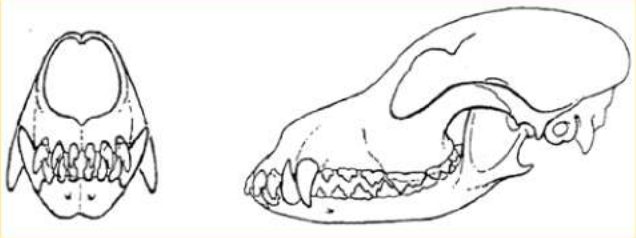

Teeth not straight in line (Kulissengebiss)

Dentition & Bite (Disqualifying Faults)

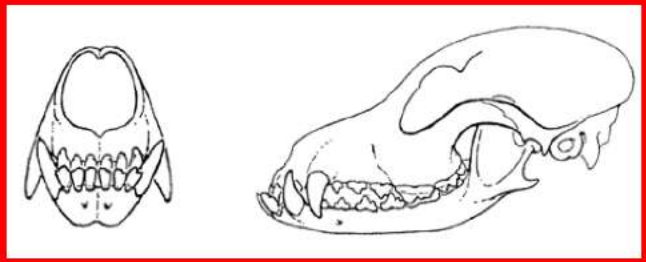

Undershot
(disqualifying fault)

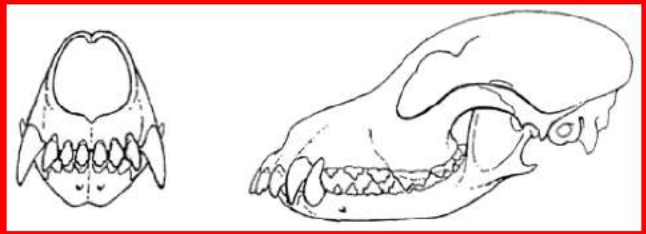

Overshot
(disqualifying fault)

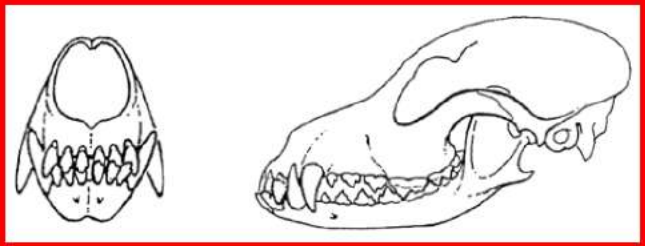

Wry mouse
(disqualifying fault)

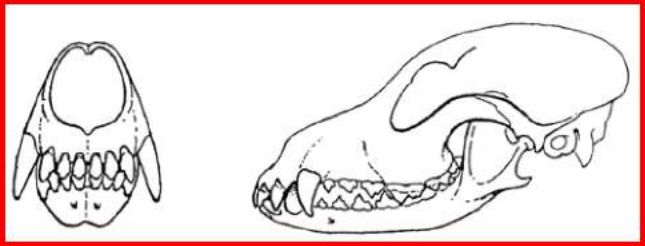

Faulty positioning of the lower canines (disqualifying fault)

Eyes

15.1

Medium size, almond shape, set well apart, with clear, energetic and yet friendly expression. Not piercing. Colour bright dark reddish-brown to blackish brown in all coat colours of the dogs. Wall-, fish- or pearl eyes in dapple dogs are not desired but shall be tolerated. Eye lids well pigmented.

15.2

Commentary:

The desire for an expressive, oval eye is clearly described. The round and sometimes also protruding eye, which is often combined with the apple head and short muzzle (inherited from the Miniature Pinscher), precludes the evaluation score of “Very Good”. Eyes that are too small are also faulty.

The pigmentation of the eye is tied to the base colour of the dog.

Eyes

Red (with or without brindle pattern), black & tan and wild boar Dachshunds shall show a blackish-brown eye (the darker, the better).
Brown & tan and brown wild boar Dachshunds should have brown eyes (deep dark brown is desired, black is not possible).
Light yellowish, piercing hawk eyes are highly undesirable in all the colours. Such an eye excludes the evaluation score “Excellent”.

Eyes

For Dachshunds with dapple / Merle pattern, the eye pigmentation should be the same as required for the corresponding base colours. The only difference being that one or two blue eyes or partially blue eyes are tolerated in dappled / Merle Dachshunds.
The pigmentation of the eye lid corresponds, as described above for eyes, with the base colour of the Dachshund. The same criteria shall be used.
Extremely rarely, Dachshunds with entropion (eye lid rolling inward) or ectropion (lower eye lid rolling outward, exposing the cornea, at most in throw-backs to the old heavy Bracken type) could be exhibited.
Entropion and ectropion are considered breed-eliminating faults in all dog breeds, so that such a Dachshund must be excused from the ring with a “Disqualification”.

Ears

16.1

Set on high, not too forward. Sufficiently long, reaching the edge of the lips, but not much longer. Rounded. Mobile with front edge lying close to cheek.

16.2

Commentary:

The desired result is accurately described. Ears set at the same height as the flat skull or minimally below that line may be viewed as the correct set of the ears.

During a relaxed mood the ears are carried parallel to the cheek. When the dog is at attention, it will lay the front seam of its ears close to the cheek. Faulty positioning of the ears could be due to handler's mistake while stacking (and then you have to check ear carriage during movement), temperament or inherited faults.

A behavior fault exists if, for example, the Dachshund feels insecure in the ring. It will then lay the rear seams of the ears down onto the neck and opens his ears. This is called "open or openly carried ears". A constantly "openly carried ear" excludes the evaluation score "Excellent".

Ears

The following faults can be listed:

- Ears too short or too long.
- Ears too narrow.
- Ears too pointy (not rounded at the bottom).
- Ear set too low (Bracken or Spaniel inheritance).
- Folded or rolled ears (Bracken or Spaniel inheritance).
- Ears standing away from head (too much cartilage growth, often combined with short ears, Miniature Pinscher or Miniature Schnauzer inheritance).

These faults exclude an evaluation score “Excellent”. If the fault is especially severe, then the Dachshund will also be denied the evaluation score of “Very Good”.

Neck

17.1

Sufficiently long, muscular. Tight fitting skin on throat.

Lightly arched nape of neck carried freely and high.

17.2

Commentary:

A well-built Dachshund carries his head high with a slightly arched neck, whose line will harmoniously flow into the withers.

A short neck appears ungainly; a neck which is too long lets the head appear as if it is set on top of a stem.

The neck should slightly taper off from the base towards the head.

The skin should be tight and surround the neck with at most very minimal dewlap.

Neck

The following points can be listed as faults, which exclude the evaluation score “Excellent”:

- Neck too short (the head seems to sit right on the body).
- Neck too long (the overall appearance does not seem balanced).
- “Swan” neck.
- Too much dewlap (usually combined with a clumsy, ungainly appearance).

If the balance of the total appearance is greatly disturbed then the score of “Very Good” may also no longer be awarded.

Some Dachshunds do not show any motivation to present themselves in a positive way in the ring. The let their head “hang” and demonstrate listlessness. This may not be interpreted as a fault. This fact shall however have consequences in the placements.

Body (Topline & Withers)

18.1

Topline:

Blending harmoniously from neck to slightly sloping croup.

Withers: Pronounced.

18.2

Commentary:

The desired topline is described clearly. Possible faults of the topline are outlined under their respective detailed descriptions.

Well-developed withers are desired. It is dependent upon the position of the shoulder. Basically, dogs tend to have better developed withers than bitches. Lack of a pronounced development of the withers may not exclude the evaluation score “Excellent”, provided the position of the shoulder is correct. However, it may be considered during placements.

Body (Back)

19.1

<u>Back</u>: Behind the high withers, topline running from the thoracic vertebrae straight or slightly inclined to the rear. Firm and well-muscled.

19.2

Commentary:

The backline should run straight above the thoracic vertebrae. During movement (trotting), firmness is desired.

The backline can exhibit slight to serious faults. Starting with the drop through the withers being too strongly pronounced (dipping anticlinal vertebra / # 10 of the thoracic vertebrae / Diaphragmatischer- or Wechselwirbel), directly at the end of the withers, to the carp back or hollow back. Depending on the severity of the fault, an evaluation score of “Very Good” to “Sufficient” is possible.

Body (Loins)

20.1

Loins: Strong, broad and well-muscled

20.2

Commentary:

Dachshunds are first of all hunting dogs and a strong loin region is very important for their work, be it below ground or working for hours in uneven terrain above ground. Well-muscled loins are not always recognizable at first glance. The judges must always check the strength and length of the loins by hand. Strenuous use often leads to pronounced loin musculature. This very visible arch may give the impression of an incorrect topline and must therefore be checked out thoroughly. If the described well-developed musculature is detected this shall not be a fault. A curved spine however is severely faulty and excludes the evaluation score of “Very Good”.

The shorter the loin region is, the better. Desired are compact Dachshunds, full of substance.

Body (Croup)

21.1

Croup: Broad and sufficiently long, not horizontal or sloping too much.

21.2

Commentary:

The croup should decline slightly, broad and well bolstered with muscles. If the croup is falling away too much or is too short – which often leads to the tails set and carried too high – then the evaluation score “Excellent” should be avoided.

Faults of the Upper Line







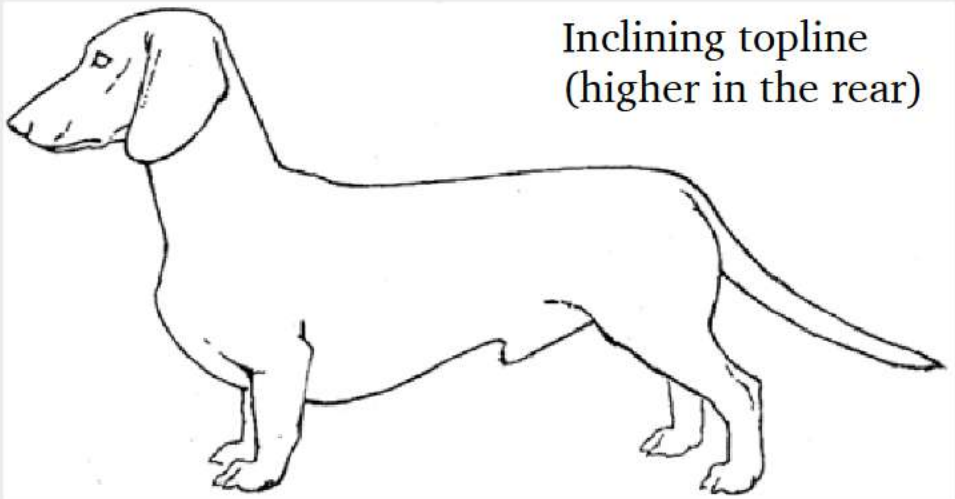

Body (Chest)

22.1

Chest: Sternum well developed and so prominent that slight depressions appear on either side. The ribcage, seen from the front, is oval. Seen from above and the side, it is spacious, giving plenty of space for heart and lung development. Ribs carried well back. With correct length and angulation of shoulder blade and upper arm, the front leg covers the lowest point of the sternal line in profile. Dewlap not pronounced.

Body (Chest)

22.2

Commentary:

The desired shape of the chest is very well described. The forming parts of the skeleton are the sternum and the ribs (nine true ribs and four shorter ribs, so-called false ribs). All ribs, as well as the slightly curved sternum (keel), run harmoniously.

If the desired prominence of the forechest (prosternum) is missing, then this is a fault, which excludes the evaluation score “Excellent”. In smooth-haired Dachshunds the check for the forechest (prosternum) is possible just by sight. With correctly coated wire-haired Dachshunds this is possible as well. With long-haired Dachshunds a manual examination is unavoidable, provided the coat shows the desired quality.

Ideally the end of the sternum can be felt slightly in front of the middle of the body. The end of the sternum should be situated deep down in the body and in no case show a curve at the end towards the inside of the body. With the cut-off sternum / keel (disqualifying fault) the end of the sternum / keel is abrupt, and the sternum / keel is greatly shortened and extremely bent upwards. The chest is extremely short ribbed and the false ribs are also greatly shortened. It can occur that the 9th true rib grows together with the end of the sternum via cartilage.

Body (Chest)

The judge has to reach with the fingers from underneath inside the inner chest and to touch the xiphoid process. It should be straight, not bent up or down, and it should be present. If it does not exist, the dog is “whippet-like”, meaning the xiphoid process provides a correct under-line.
A correctly developed sternum / keel is the “bumper” of the front and lower body area of the Dachshund. With the ribs it protects the heart and lungs up to the diaphragm.
The chest should not have a rib cage that is too flat. Well-set ribs at the chest vertebrae enable the desired strong back musculature. A certain arching of the ribs, which reach deep down, must also be present so the front legs do not stand too close to each other from a frontal view. A barrel chest is not desired. This causes the opposite of the previous statement and the frontal view of the front quarters is too wide. Rib curvature too flat, or caving inwards, or too round excludes the evaluation score “Excellent”.

Body (Underline & Belly)

23.1

<u>Underline and Belly</u>: Slight tuck up. Chest smoothly transitioning to the belly in a continuous line.

23.2

Commentary:

The underline consists of the ribcage reaching as far back as possible and well-developed abdominal musculature. When evaluating the underline on the examination table the first step is to check the shape of the ribbing by hand. A ribcage, carried well back, will cover about three quarters between the front- and the hind legs. A normal ribbing reaches slightly past the middle of the trunk. The last rib is the 13th rib. It is not connected to the sternum and therefore “floating”. Together with the abdominal muscles the very last part of the ribs has the task to protect the intestines of the Dachshund in the best possible way. A whippet-like flank (too much tuck-up) is listed in the standard under “Serious Faults” and excludes the evaluation score “Good”.

Faults of the Chest & Underline



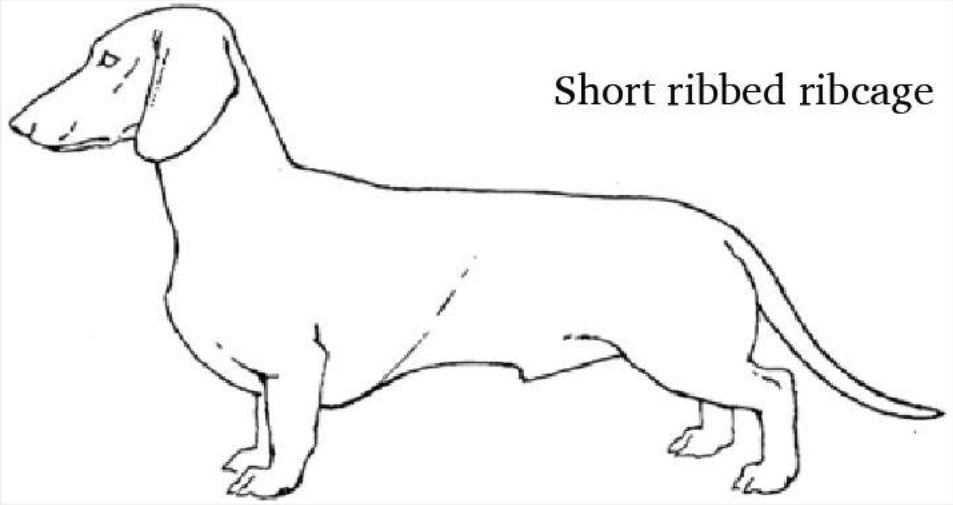

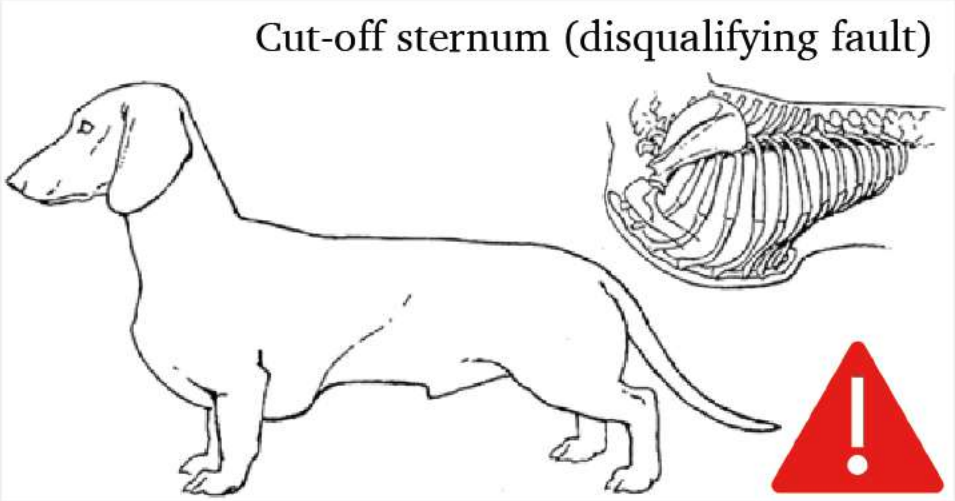

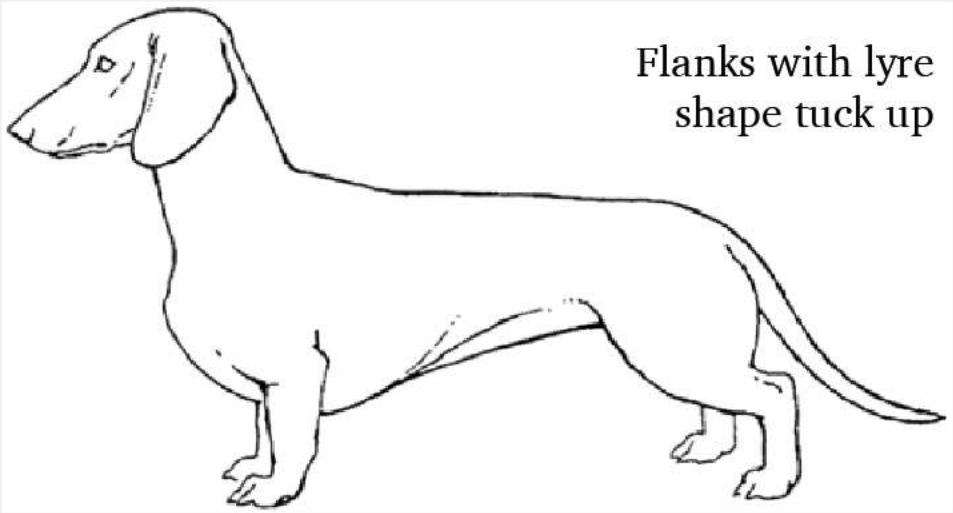

Tail

24.1

The tail is carried in a harmonious continuation of the topline, slightly falling off, not carried above topline. A slight curve in the last third of the tail is permitted.

Tail

24.2

Commentary:

The tail continuously tapers off towards the tip of the tail. If a slight curve in the last third of the tail can be ascertained, then one cannot call this a sickle tail. A sickle tail already starts curving after the first third. The reason being that the tendons are too short. Some tails also curve sideways. Obvious sickle tails exclude the evaluation score "Excellent".

Tails that are set too high due to anatomical reasons and cannot be carried any other way, are unfortunately found frequently and shall lead to a lower evaluation score. The reasons for this inherited tail carriage can be: a short croup in combination with an inclining back line and lacking drive in the hindquarters during movement (short step during movement) or a short croup in combination with too steep angulation in the rear.





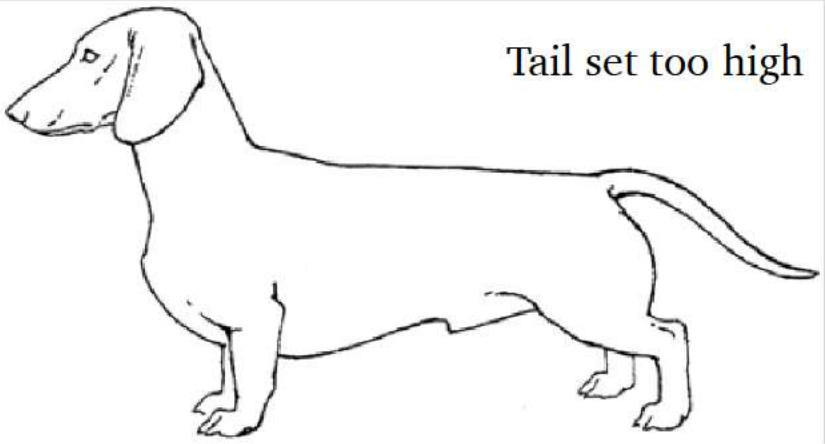

Tail

A “gay tail” is also clearly elevated above the backline. This indicator actually should be dealt with under “Behavior / Temperament” and may not lead to a lower evaluation, if the overall appearance of the dog is not disturbed by this posture, if the croup is not too short and if the Teckel shows the ability to carry his tail differently. When the overall appearance is disturbed by this carriage, the score “Excellent” can no longer be awarded.
A tail set that is too low is quite rare in Dachshunds. Usually it happens in combination with a greatly falling-away croup.
The tucking of the tail is described under 9.2. This as well is highly undesirable and results in an appropriate lowering of the evaluation score.

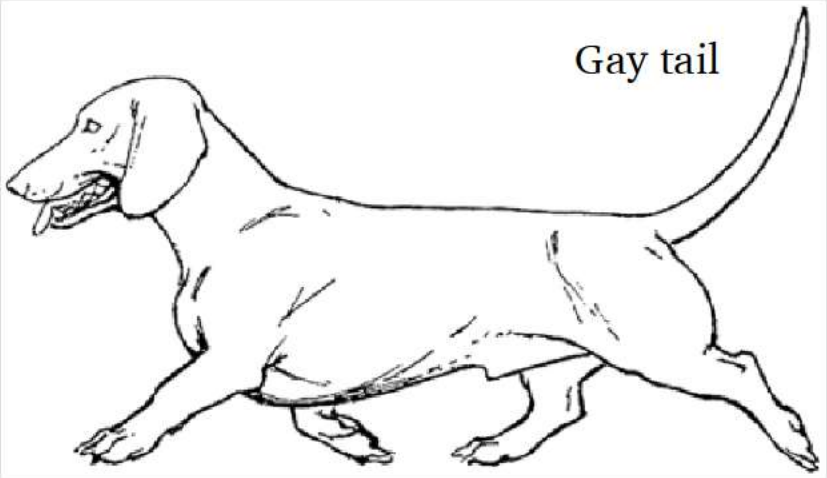



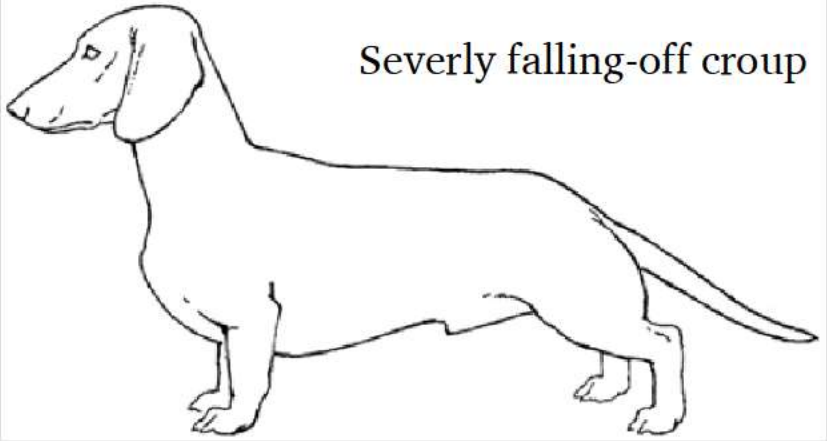

Tail

All inherited tail deformations and tail faults, like kinky tail, fused tail vertebrae (tail vertebrae should always be movable against one another, in all directions), stump tail (18 to 22 tail vertebrae are normal), corkscrew tail etc. are “Disqualifying Faults” and end with a “Disqualification” of the Dachshund.
Attention should be paid to tails that appear to be a little short. Is such a tail length congenital or was a kink in the last vertebra surgically removed?
When in doubt, an x-ray picture should be requested which will then be analyzed by a neutral institution. The result should be noted on the Tail Status Report and in the pedigree (or in the pedigree database).
It is highly recommended to do the Tail Status examination in the beginning of the dog’s show career (at 9 months or when allowed by the club).

Hereditary Tail Faults (Disqualifying)

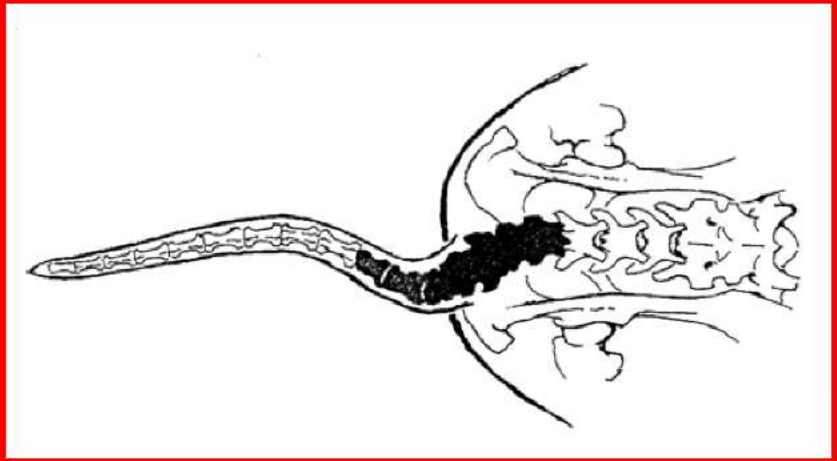



Correct Placing & Angulation of Fore- & Hindquarters

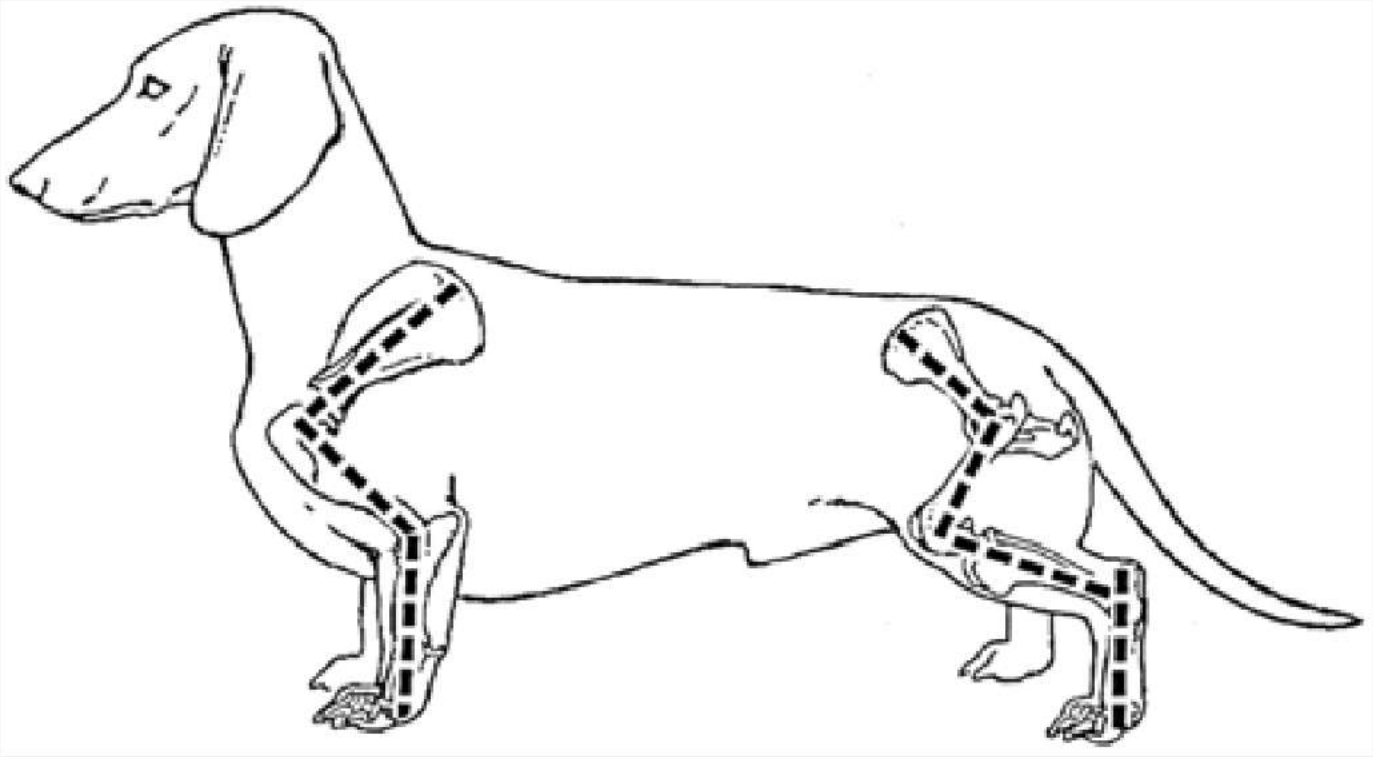

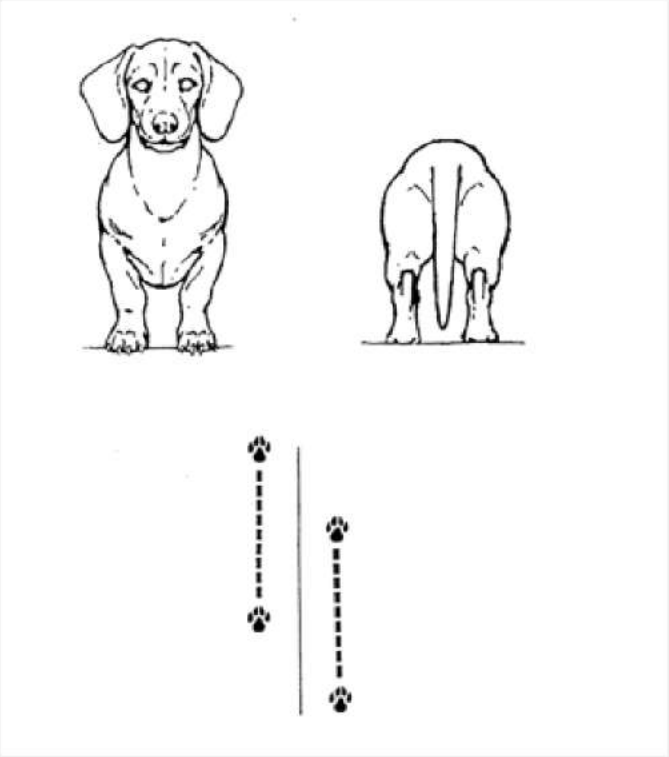

Limbs: Forequarters (General)

25.1

General: Strongly muscled, well angulated. Seen from the front, clean front legs (tight fitting skin), standing straight with good strength of bone; feet pointing straight forward, positioned at the lowest point of the chest.

25.2

Commentary:

The forequarters are described in the Standard in seven subsections so that only the general statements are being commented here. Pay attention to the strength of the bone (substance). Bone substance is congenital and may not be confused with mass. An overweight Dachshund is massive. Mass, however, is an acquired factor, which can negatively impact the overall impression and the working ability and is therefore undesired. Lacking substance prevents the evaluation of “Excellent”.

Limbs: Forequarters (Shoulders)

26.1

Shoulders: Well defined muscles. Long sloping shoulder blade (ca. 90 degrees to upper arm), fitting close to chest.

26.2

Commentary:

Desired is the close-fitting, sloping shoulder blade. This sloping position is being checked by the distance of the tips of the scapulas (tip of the shoulder blades). As the acceptable distance between the scapulas one may expect one finger width. The scapulas may not be positioned too close to each other; otherwise the position of the shoulder may cause a wide gait in the forequarters. If the scapulas have too much room between them then the position of the shoulder blade is no longer sloping. These Dachshunds will then often “hang between the shoulders”. This appearance of the shoulder blades is similar to that of a great cat. This fault is listed in the Standard under “Severe Faults” and excludes an evaluation score of “Good”.

Limbs: Forequarters (Upper Arm)

27.1

Upper arm: Equal in length to shoulder blade, set almost at right angle to same. Strong boned and well-muscled, close fitting to ribs but free in movement.

27.2

Commentary:

The correct upper arm is described very well. Frequently an insufficiently long upper arm can be found. This has a negative impact on the ground clearance and coupled with insufficient angulation, will be considered too high. The forechest does not appear sufficiently developed. The vertical axis of the forequarters is being pushed forward. It can also cause an optical illusion of insufficient depth of chest. An upper arm that is too short or insufficient angulation of the forequarters excludes the evaluation score “Excellent”.

Limbs: Forequarters (Elbows)

28.1

Elbows: Turning neither in nor out.

28.2

Commentary:

The elbow includes the elbow joint and the olecranon. The radius and ulna form the forearm. A correctly close-fitting upper arm leaves only little room between the upper arm and the chest. It is impossible to push fingers into this space. Subsequently only an incorrectly fitting upper arm can force the elbow to turn out. If it is faulty in the area of the lower front leg (see commentaries below), then this can cause the elbow to turn inwards. These two faults or a loose upper arm can cause toeing in or toeing out of the front paws and exclude an evaluation of “Excellent”.

Limbs: Forequarters (Forearm)

29.1

<u>Forearm</u>: Short, yet so long that the dog's ground clearance is one third of its height at withers. As straight as possible.

29.2

Commentary:

Once again, the ground clearance is noted (see also section 27.2). It is desired to have as straight and vertical a forearm as possible when viewed from the side and from the front. The angle between the upper arm and forearm amounts to approaching 130 degrees. Many Dachshunds suffer from somewhat 'soft'-boned, incorrectly built forequarters. Forearm, wrist, pastern, forefoot and front paws, seen as a unit, show subsequently a greatly backwards- or inwards bent lower front leg assembly. Depending on the severity of the fault this soft bone consistency excludes the evaluation score "Excellent" or even a "Very Good".

Limbs: Forequarters (Wrist)

30.1

Carpus / Wrist: Slightly closer together than the shoulder joints.

30.2

Commentary:

In order to keep his balance, the Dachshund will place his forequarters, depending on the build of the chest, in the most comfortable position. In the case of a correctly built chest with flawlessly built and placed forequarters, the wrists are a bit closer to each other than the shoulder joints.

If the front assembly of the Dachshund is not optimal, he must take a faulty position of the forequarters in order to counter-act the anatomical faults.

Different factors can also lead to a pronounced narrow position of the wrists. Most of the time this is combined with east-west feet (French front, paws turned outward). If this fault is extremely severe, the paws can be turned outward up to 90 degrees. During movement the paws then roll off sideways. Depending on the severity of this fault the evaluation of “Very Good” to “Sufficient” shall be awarded.

Knuckling over in the wrist is listed under “Disqualifying Faults”. This fault rarely occurs. It is usually observed by accident, since the occurrence happens within fractions of a second. Under sufficient strain on the wrist joint this will jump forward and “knuckle”. Since the Dachshund cannot use the knuckling front leg for a short period of time, he will then immediately take the weight off the leg, with the result that the normal position may immediately be resumed.

Limbs: Forequarters (Pastern)

31.1

Pastern: Seen from the side, should be neither steep nor noticeably inclined forward.

31.2

Commentary:

The pastern consists of five bones. As already stated above, good bone density is demanded here as well, in order to enable the correct structure for the entire forequarters.

Limbs: Forequarters (Front Feet)

32.1

<u>Front feet</u>: Toes close together, well arched with strong, resistant, well cushioned pads and short strong nails. Colour: see under respective colour definitions. The fifth toe has no function.

32.2

Commentary:

The front paw is almost oval, compact, slightly larger than the rear paw with well-arched toes. The pads and nails, corresponding with the colour of the Dachshund, are either black or brown (the darker, the better).

The position of the paws is pointed forward. Overly heavy, lymphatic Dachshunds often have splayed toes (open paws). This fault excludes the evaluation score of “Very Good”. A soft-boned built of the front legs often ends in hare feet, which also excludes the evaluation score of “Very Good”.

The term toeing in (paws turned inward) or toeing out (paws turned outward) is commented upon further above (section 28.2).

Faults of the Forequarters



Knuckling over in the wrist
(disqualifying fault)

Toeing in

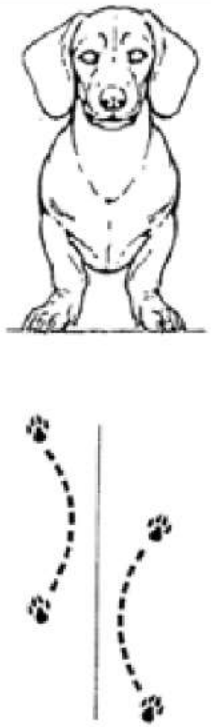

Toeing out

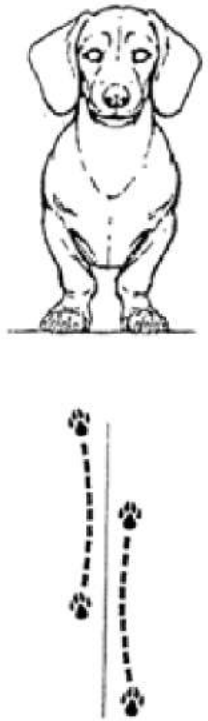

Severe narrow
positioning
of the wrists

Limbs: Hindquarters (General)

33.1

General: Strongly muscled, in good proportion to forequarters. Strong angulation of stifles and hock joints. Hindlegs parallel standing, neither close nor wide apart.

33.2

Commentary:

The hindquarters are described in the Standard in six sub-sections so that only generalities will be expressed here. The hindlegs are positioned parallel and should be carried rather wide, due to the short legs. They stand slightly outside the pelvis (tuber ischiadicum). Desired is a strong muscle tone.

A somewhat weak or overly developed muscle tone can influence the overall appearance of the Dachshund. This is, however, in general not a fault which would justify a lower evaluation score. A lower placement would be appropriate in this case.

Limbs: Hindquarters (Upper Thigh)

34.1

Upper thigh: Should be of good length and well-muscled.

34.2
Commentary:
Unnecessary.

Limbs: Hindquarters (Stiffle)

35.1

Stifle (joint): Broad and strong with good angulation.

35.2

Commentary:

Special attention should be paid to stifle defects (patella luxation), which may occur in Dachshunds every now and then. They catch the eye especially due to irregular movement. In this case the lower thigh does not move parallel but is slightly angled inwards, often in conjunction with pigeon toed paws; if the leg is not set down, the dog briefly limps. Such a Dachshund shall be excused from the ring “Without Evaluation” and the reason shall be noted in the judge’s report. This is combined with notification to the responsible breed book office. If the defect is confirmed by medical examination, the dog will be banned from breeding.

Limbs: Hindquarters (Lower Thigh)

36.1

Lower thigh: Short, almost at right angle to upper thigh. Well-muscled.

36.2

Commentary:

Insufficient angulation of the hindquarters often causes a higher positioned croup and therefore an inclining backline, but the worst problem is the lack of drive in movement. This fault is described with the technical term “überbaut” (higher in the rear) and excludes the evaluation score “Excellent”. If the frontquarters are also steeply angulated, then this will lead in many cases to a linear upper line, lowers the evaluation score and also excludes the highest score of “Excellent”.

Limbs: Hindquarters (Hock Joint)

37.1

Hock joint: Strong, with strong tendons, tight skin.

37.2

Commentary:

Here as well the correct angulation between lower thigh and rear pastern consists of ca. 90 degrees. Faults, which become obvious due to the position of the hock joints, are bow-legged and cow-hocked positions. Bow-legged or cow-hocked positions exclude the evaluation score “Excellent”. If these possible faults are markedly obvious, then the evaluation score “Good” is suitable.

Limbs: Hindquarters (Hock)

38.1

Hock: Relatively short, mobile towards lower thigh. Slightly curved forward.

38.2

Commentary:

From a side view, a correctly balanced Dachshund shows an almost perpendicular, slightly behind the pelvis positioned hock with good bone structure. If the hock is of correct length, it will give the desired, slightly declining top line and stable movement in the hindquarters.

Limbs: Hindquarters (Hind Feet)

39.1

Hind feet: Four close knit toes, well arched. Standing firmly on strong pads.

39.2

Commentary:

In the correct position the hind paws are pointed forward and stand underneath the pelvis (tuber ischiadicum). They are slightly smaller than the front paws. If the hindquarters are cow-hocked then the position of the paws is often turned outward. If the hindquarters are bow-legged the paws are often turned inward. In motion, seen from the front, the Dachshund often shows toeing in of the hindquarters under the body. Dachshunds with steep hindquarters often present hindquarters which are too far under ("unterstellte Hinterhand"). It often causes a short step and provides little forward drive. The croup appears to fall off a bit much and the tail set somewhat low. During stacking, the paws are then positioned in a vertical line with the stifle joint or even in front of it. This is a fault which excludes the evaluation score "Excellent".

Faults of the Hindquarters



Cow-hocked

Bow-legged

Gait / Movement

40.1

Ground covering movement, flowing and energetic, with far reaching front strides without much lift, strong drive and slightly springy transmission to backline. Tail is carried in harmonious continuation of backline, slightly sloping. Front and hindlegs have parallel movement.

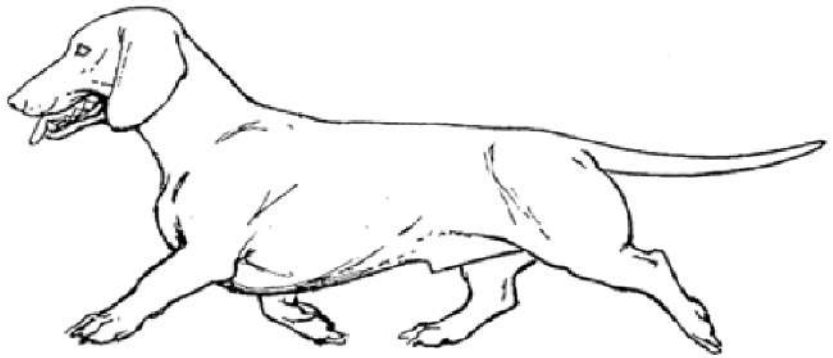

Gait / Movement

40.2

Commentary:

The evaluation of the motion always happens during trotting. The Dachshund should always stay in rhythmic balance during motion. Harmonious motion will mean that the Dachshund is built correctly and all his angulations work perfectly together. Don't forget to check both sides: the faults usually occur bilaterally, but may sometimes occur unilaterally.

Gait / Movement

The following faults can be observed in the front quarters during gaiting: insufficient, short step, gaiting narrow or gaiting wide in the front, round or stepping motion, goose stepping or parade step (straight front leg, thrust upward), loose (not correctly laying close to ribs and tight-fitting) upper arm, paddling, paws pigeon toed or east-west front quarter. Goose stepping or the parade step may not be confused with stepping front quarters. When “stepping”, the front leg is strongly bent at the wrist. In motion the dog shows a round, pull-up, short step. This fault is extremely rarely seen in Dachshunds, unlike in long legged breeds.

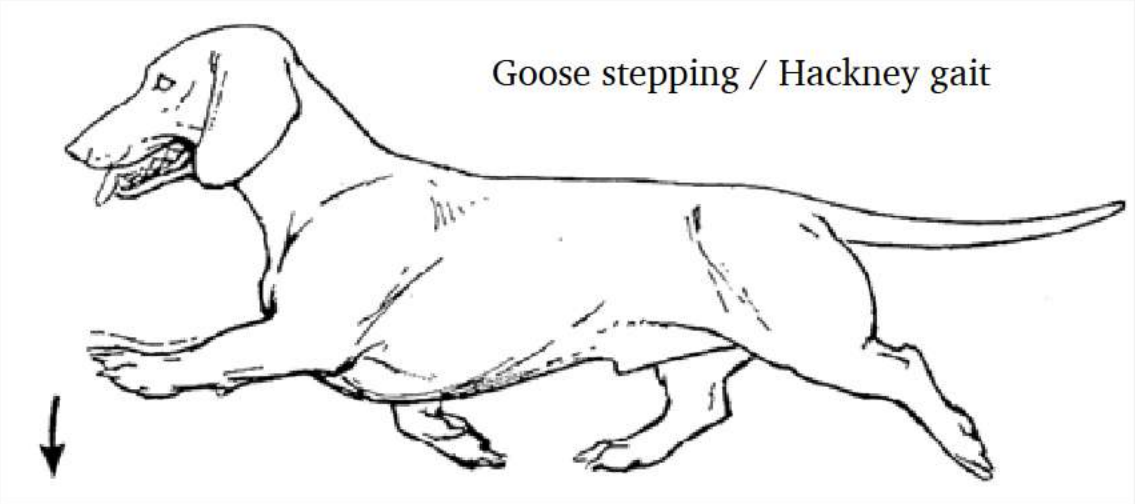

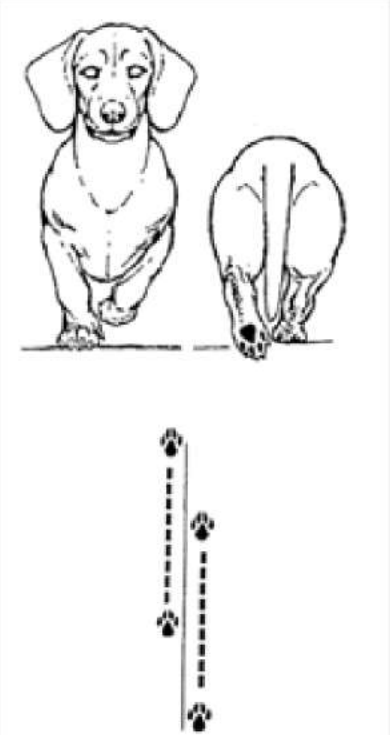

Gaiting narrow

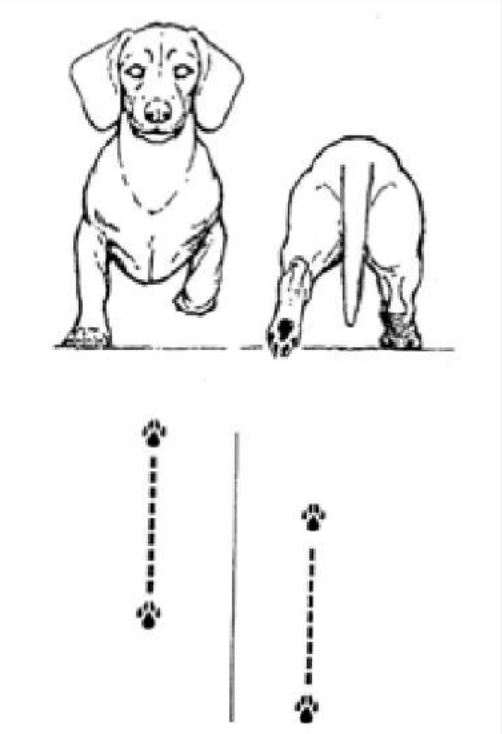

Gaiting wide

Gait / Movement

The following faults can be observed in the hindquarters during gaiting: insufficient drive, hindquarters too far under (the area of movement is exclusively limited to the belly area, often combined with a short step, gait like a “sewing machine”), gaiting narrow or gaiting wide hindquarters, bow-legged or cow-hocked hindquarters, toeing-in or toeing-out in the hindquarters and not in one line straight backwards moving action but rather swinging motion of the hindquarters. A sideways movement of the back (crabbing) is also faulty.
All faults listed here exclude the evaluation score “Excellent”. If these faults are markedly pronounced, then an evaluation score of “Good” shall be awarded.
All structural faults, including faults of the upper line, are better visible during movement. Often faults of the back are concealed during stacking, meaning they are not visible; therefore, a thorough evaluation of the motion process is vital.

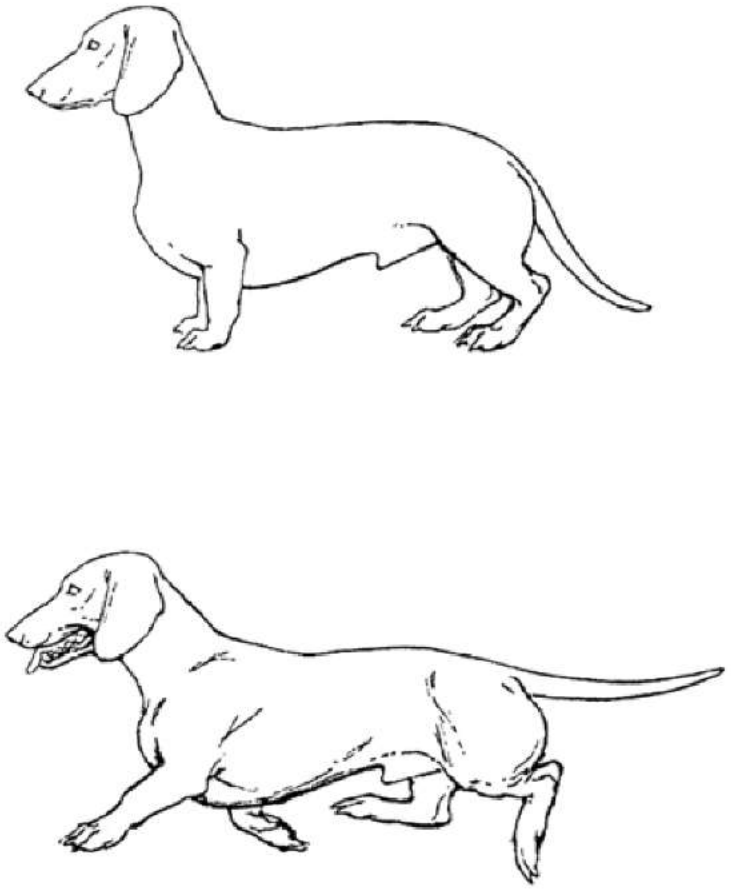

Hindquarters too far under
(the area of movement is limited)

Smooth-Haired. Coat

42.1

Hair: Short, dense, shiny, smooth fitting, tight and harsh. Not showing any bald patches anywhere.

Tail: fine, fully but not too profusely coated. Somewhat longer guard hair on underside is not a fault.

42.2

Commentary:

The smooth-haired Dachshund should have an extraordinarily dense coat. Additionally, a tight structure of the hair is desired. The winter coat is denser and a little bit longer than the summer coat. If the following points are detected on the judge's table then it may be assumed that the presented smooth-haired Dachshund could have long-haired ancestors:

- Overly long tail.
- Fine, soft, silky smooth hair.
- Longer hair on the tail.

If the presented smooth-haired Dachshund is correct in all other parts then these points shall be accepted and do not lead to a lower evaluation. This, insofar as the coat is dense. At the most such a smooth can get a lower placement.

Smooth-Haired. Colour & Colour Patterns

43.1

a) <u>One-coloured</u>: Red. Interspersed black hairs permissible. However, a clean dark colour is preferable. A small white spot (up to 3 cm diameter) is only permissible on the chest. Nose, nails and pads black; reddish-brown is not desirable.

43.2

Commentary:

Colour issues traditionally remain a disputable point in Dachshunds, even if this part is described in the new Standard much better than ever.

First of all, it is important to underline that no one of the permissible colours or colour patterns should be preferred over another in the ring. The best dog should win, and his colour does not matter! However, the judge cannot forget to check the depth of the colour, the size and colour of the tan markings (if applicable), the distribution of the pattern (in dapples/Merle). He must very carefully check the pigmentation (nose, nails, pads), and must penalize the lack of pigmentation in any colour (because of health issues). At the same time, he has to know that black pigmentation cannot exist in brown dogs by the definition, and that «red» (in fact, brown) noses are not a crime in red dogs (even if it is not desired). With all these preliminary notes, we can start studying Dachshund colours and colour patterns one by one.

Smooth-Haired.
Colour & Colour Patterns (One-coloured)

One-coloured Dachshunds are red. This colour can vary from dark to light, all with or without interspersed black hair. Rich dark red with the minimum of interspersed black is the most preferable in all coat varieties. Red dogs with strongly interspersed black hair are still to be classified as one-coloured, even if sometimes it is not an easy task for the judge. Further, eyes of a classic red Dachshund are blackish-brown (the darker, the better); nose, eyelids, nails and pads are black. Reddish-brown nose and eyelids, as well as brown eyes, nails and pads, are not desirable, but admitted and cannot be considered as a severe fault. Genetically, brown on a red dog means “bb” in B-locus, i.e. complete absence of black pigmentation. On such dogs interspersed hair will also be not black, but brownish. Be careful to distinguish between rich brown pigmentation in a red dog, which is still tolerated, and the signs of a potential “dd” dilution, like a greyish nose and pads (see section 12.2) or interspersed blue hair instead of black, which must be penalized.

Smooth-Haired.
Colour & Colour Patterns (One-coloured)

Another point to be kept in mind is recessive red caused by “e” gene coming from both sides; “e” carriers can be of any colour, and it happens that “ee” red puppies are born even from two black & tan parents. This “e” gene is a masking gene, so there are no black or brown hairs on “ee” red dogs, and all the colours and patterns appear as very light red (up to white in cream dogs). With age, such puppies become darker, and can appear a normal red in the ring, but their beige nails and eyelids will remain as the sign of the dilution masked by “ee”.

Smooth-Haired.
Colour & Colour Patterns

A small white spot on the chest should not be considered a problem. Permitted spots (or narrow stripes of white hair) are always singular, not bigger than 3 cm in diameter, and usually only slightly visible. If the white spot is between 3 and 5 cm in diameter, the highest possible evaluation score shall be “Very Good”.

The judge has to keep in mind that a big white spot covering the chest all over, as well as small white spots on the feet or on the tip of the tail, can mean that the dog is piebald or piebald carrier. Therefore, if the spot is over 5 cm, the dog can at the most receive a “Sufficient”. White spots anywhere else but on the chest (tail, feet, etc.) should also be rated not higher than with a “Sufficient”.

Smooth-Haired. Colour & Colour Patterns (Two-coloured)

44.1

b) Two-coloured: Deep black or brown, each with tan markings (the darker, the better and as clean as possible), over eyes, on sides of muzzle and of the lower lip, on inner edge of ears, on forechest, on inside and rear side of legs, on the feet, around the anus and from there reaching to about one third or one half of the underside of the tail. Nose, nails and pads black in dogs with black base colour, brown, in dogs with brown base colour.
A small white spot (up to 3 cm diameter), is only permissible on the chest. Too wide spread, as well as insufficient tan markings are highly undesirable.

Smooth-Haired. Colour & Colour Patterns (Two-coloured)

44.2

Two-coloured Dachshunds can be black & tan or brown & tan in all the coat varieties. Both must have bright tan markings arranged in a certain way, as well described in the Standard. These markings should not be too small or too widely spread, and the cleaner they are, the better.

Correct black & tan dogs have a deep black base colour, with deeply dark blackish-brown eyes, black noses, eyelids, nails and pads.

In brown & tan dogs a deep brown is desired and the most valuable is “dark chocolate”; eyes, nose, eyelids, nails and pads can be only brown, due to the base colour (the darker, the better). Take note that you should not look for black pigment in brown & tan dogs: it does not exist there, and cannot exist genetically. Brown is recessive, and brown dogs are homozygous (genotype “bb”).

Smooth-Haired. Colour & Colour Patterns (Two-coloured)

Any lack of pigmentation in two-coloured Dachshunds shall be carefully analyzed. For example, a greyish nose on a black & tan dog or pinkish nose on a brown & tan dog can simply mean a vitamin deficiency in the winter season, but in combination with lightened pads and/or nails it should be taken seriously and must exclude the evaluation score “Excellent” (for the difference between “winter nose” and natural dilution see also under 12.2). An “Excellent” can also not be awarded to a dog with too widely spread tan markings, or with tan markings not spread enough, or with unclean tan markings (base colour bleeding over into markings). In addition, one should be ready to distinguish between slightly darkened tan markings and tan markings with black or brown stripes which means that the dog is a black & tan or brown & tan brindle and must be disqualified. According to the Standard, the brindle pattern is forbidden on two-coloured Dachshunds, even though they can result out of a correct combination of red brindle x red, which is why such puppies should only go to pet homes. Black or brown Dachshunds without markings shall be disqualified as well.
Commentary concerning white spot on the chest, see under 43.2.

Smooth-Haired. Colour & Colour Patterns (Colour Pattern Dapple)

45.1

c) Colour pattern Dapple (Merle): The base colour is always the dark colour (black or brown). Exception: red dapples (red with dark spots). Desired are irregular grey but also beige spots (large patches not desired). Neither the dark nor the light colour is predominant. For nose, nails and pads see under a) and b).

45.2

Commentary:

It's always important to remember that dapple and brindle are not colours, but colour patterns, therefore they can appear on ANY base colour. In Dachshunds, brindle is only allowed on red, while dapple/Merle is allowed on all permitted colours: red, black & tan, brown & tan or (in wire-haired Dachshunds) wild boar. Normally, this pattern looks like irregular grey or beige spots on a darker base colour; on red dogs, the dappling appears as dark spots on a lighter base.

The Standard says that large patches are not desired, and that neither dark nor light should be predominant (the ideal proportion is 50:50). That is the reason why breeding of dapples is not an easy task: no matter how carefully you planned your breeding, you always risk getting puppies with incorrectly dispersed pattern.

Smooth-Haired. Colour & Colour Patterns (Colour Pattern Dapple)

Breeding red dapples is even more complicated: the dapple/Merle pattern on this colour can be almost invisible. While it might not be such a big problem for judges, it can cause problems for the breeders if the right colour definition is not given in the pedigree (the risk of double dappling). That is why it is highly recommended to do a DNA test for Merle to ensure a dog is not dapple / Merle before mating it with a dappled dog. The other reason to worry is that despite all those difficulties dapple Dachshunds became “fashionable” among the novices and “commercial” breeders. Most often you can see dappled dogs in smooth- and long-haired varieties; in wire-haired this pattern is not so popular.

Smooth-Haired. Colour & Colour Patterns (Colour Pattern Dapple)

The requirements concerning tan markings and pigmentation are the same as for the matching base colour. The only difference is that one or two blue eyes or blue segment (s) in the eye (s) are tolerated in dapples. When breeding dapples, take note that widely spread tan markings seem to occur in these dogs more often than in “classic” two- and multi-coloured Dachshunds.

Permitted is a single white spot on the chest, no bigger than 3 cm in diameter; large white spots are highly undesirable. Be careful: quite often even experienced breeders assume that white spots on dappled dogs may be of any size or may appear not only on the chest, and that the judges will not penalize it. They will, and they must, because too much white easily can mean double dapple, which is strictly forbidden due to severe congenital health problems caused by dapple to dapple combinations.

Smooth-Haired. Colour & Colour Patterns (Colour Pattern Brindle)

46.1

d) Colour pattern Brindle: The colour of a brindle Dachshund is red with dark brindle. Nose, nails and pads are black.

46.2

Commentary:

The brindle pattern is only allowed on one-coloured (red) Dachshunds, and not allowed on any other base colour. Correct brindle Dachshunds are red with darker stripes all over the body. The base colour should meet the requirements for red (see 43.1 and 43.2). Nose, nails and pads are described as black; reddish-brown is not added even as undesirable.

The Standard does not state which proportions between the red base colour and the dark stripes we should prefer, or how many stripes the dog should have. In any case, clearly visible black stripes on clean and clear red are always more valuable, than darker variations of brindle.

Since red brown carriers are still permitted to be bred, red brindle dogs with brown pigmentation can be born. They have brown stripes on the coat, brown noses, eyelids, nails and pads. It should not be considered as a severe fault, because brindle pattern is described in the Standard as “dark”, not as “black”. However, with the new redaction of the Standard, which is even more strict to brown noses on brindle (“Nose, nails and pads are black”), than the previous version (“Nose and toenails are the same as with one- and two-coloured”), the highest evaluation score for these dogs shall be “Very Good”.

Smooth-Haired. Colour & Colour Patterns

47.1

All previously not mentioned colours and colour patterns are disqualifying. Lack of pigmentation is highly undesirable.

47.2

Commentary:

Colours and colour patterns which are forbidden in all coat varieties of Dachshunds are presented under 52.1. Here, we will only draw your attention to the fact, that the wild boar colour, typical for wire-haired Dachshunds, is no longer permitted in smooth-haired Dachshunds. In the smooth-haired variety, a wild boar colour means that there are wire-haired ancestors behind the dog.

For lack of pigmentation, see under 43.2 and 44.2

Wire-Haired. Coat

48.1

<u>Hair</u>: With exception of muzzle, eyebrows and ears, perfectly even close-fitting, dense wiry topcoat with undercoat. Soft hair on the head (top knot) and on the paws is highly undesirable. The muzzle has a clearly defined beard.

Eyebrows are bushy. On the ears, the coat is shorter than on the body, almost smooth. Tail well and evenly covered with close-fitting coat.

48.2

Commentary:

Wire hair is, and will also remain in the future, the problem coat for breeders. Considering the ancestry of the wire-haired Dachshund (incrossing of Terriers and wire-haired Schnauzers), then the breadth of the wirehair coat quality will remain a challenging task in the coming decades. Very slight deviations in coat quality towards short as well as soft can still be accepted. The coat density shall also be checked (see 42.2). Black and tan wires usually show less harsh wirehair and less undercoat than their wild-boar coloured littermates. Besides the excellent wire-haired Dachshunds with ca. 2–3 cm long, harsh top coat, interspersed with undercoat, Dachshunds with slightly softer or rather short wire coat with little beard, eye brows and undercoat shall be left in the breeding program; however, they should not receive the evaluation score “Excellent”. Over and above that, the less than optimal wire coat shall be taken into account during placement within the classes.

Wire-Haired. Coat

The evaluation score of “Good” excludes only the extreme cases, such as a too soft wire coat, as well as the smooth wire coats without beard and eye brows. These wire-haired Dachshunds shall be scored with the evaluation score of “Sufficient”.
The standard defines a curly or wavy coat as faulty. This criterion may only be evaluated in dry conditions (at shows and Zuchtschaus).
As a rule, a wire-haired Dachshund may be trimmed. If the judge suspects that the Dachshund has been shorn (all over the body or only at the neck), then the true coat quality, as well as the entire external appearance, can no longer be evaluated. The Dachshund shall be released from the ring “Without Evaluation”.
Too soft and also too long hair on the head with top-knot, ears with long, silky hair and furnishings on the legs, combined with feathered tail are not desired and must result in a lower evaluation score (“Good”). Trimming, however, enables a remarkable improvement of the general appearance of the wire-haired Dachshund in the ring and in the field, as well as may improve the ability to navigate in difficult weather and/or vegetation.
One more word regarding inheritance in wire-haired Dachshunds. Smooth hair and excessively soft hair are recessive.

Wire-Haired. Colour & Colour Patterns

49.1

a) <u>One-coloured</u>: Red. Interspersed black hairs permissible. However, a clean dark color is preferable. A small white spot (up to 3 cm diameter) is only permissible on the chest. Nose, nails and pads black; reddish-brown is not desirable.

b) <u>Multi-coloured</u>: Wild boar, brown wild boar, black and tan, brown and tan. Tan markings (the darker, the better and as clean as possible), above eyes, on sides of muzzle and of the lower lip, on inner edge of ears, on forechest, on inside and rear side of legs, on the feet, around the anus and from there reaching to about one third or one half of the underside of the tail. Nose, nails and pads black in wild boar and black and tan dogs, brown, in brown wild boar and brown and tan dogs. A small white spot (up to 3 cm diameter), is only permissible on the chest. Too widespread, as well as insufficient tan markings, are highly undesirable.

c) <u>Colour pattern Dapple (Merle)</u>: Colour as described under a) and b). The base colour is always the dark colour (wild boar, black or brown). Exception: red dapples (red with dark spots). Desired are irregular grey but also beige spots. Neither the dark nor the light colour is predominant. For nose, nails and pads see under a) and b).

d) <u>Colour pattern Brindle</u>: The colour of the brindle Dachshund is red with dark brindle. Nose, nails and pads are black.

All previously not mentioned colours and colour patterns are disqualifying. Lack of pigmentation is highly undesirable.

Wire-Haired. Colour & Colour Patterns

49.2 a)

Commentary:

In wire-haired Dachshunds, what that we call red is always lighter than in smooth- and long-haired varieties. In all the other points, section 43.2 is applicable.

Wire-Haired.
Colour & Colour Patterns

49.2 b)

Commentary:
All the colours mentioned in this section under b), including wild boar and brown wild boar, should meet the same requirements for tan markings and their arrangement as described for smooth-haired Dachshunds under 44.2.
Wild boar dogs are considered as multi-coloured, because each individual wild boar hair has two or more shades over its length, called “banded”. Basically, wild boar colour can vary from very light to very dark, and all these variations are permissible. Eyes, nose, eyelids, nails and pads are black in “classic” wild boar, and brown in brown wild boar.
For the first time ever, in the new version of the Standard brown wild boar is described as a separate colour, and now there is no need to register brown wild boar dogs as brown & tan. The difference between them is that in brown & tan each individual brown hair is supposed to be brown all over its length, and in brown wild boar each individual hair has two or more different shades, called “bands”: lighter close to the skin, darker on the tip. The same applies to the difference between dark wild boar and black & tan. The easiest way to distinguish the different colour is on the ears: if the individual hair is not true black but at the base and at the edges of the ears slightly lightened up towards brown, then the dog is wild boar.
For white spots and lack of pigmentation, see section 43.2.

Wire-Haired.
Colour & Colour Patterns

49.2 c) d)

Commentary:
Section 45.2 is applicable, with the reminder that the dapple pattern (Merle) is allowed on any base colour, including brown wild boar. However, one cannot find many examples of wild boar dappled and brown wild boar dappled wire-haired Dachshunds. Brindle wire-haired dogs are extremely rare, and usually have smooth-haired ancestors.

Long-Haired. Coat

50.1

Hair: The plain shiny coat, with undercoat and close fitting to body, is longer at the throat and on underside of the body. On the ears the hair must extend beyond the lower edge of ears. Distinct feathers on rear side of legs. Achieves its greatest length on underside of tail and there forms a full flag.

50.2

Commentary:

In long-haired Dachshunds, the development of the coat, taking age into account, is the most notable. It is finished only at the age of around three years. Every once in a while, already fully grown, young long-haired Dachshunds do not yet show the above described coat in its completeness. The top coat is ca. 5 cm long and well interspersed with undercoat. Desired is a moderately overhanging long coat on the ears. Ears overloaded with hair are not desired. The long tapering coat fringes on the forechest and the lower line must be noticeably developed. The desired longhair fringes on the frontquarters are called feathering, on the hindquarters furnishings. The longhair fringes on the tail are called flag.
If the top coat is too short and of equal length on the entire body, then this excludes the evaluation score “Excellent”.
Judged equally is a profuse long coat or parted on the back, which would hinder use in the field, especially during snow.
Wavy or shaggy coat, as well as overly long hair on the toes, excludes the evaluation score “Excellent” as well.
Long-haired Dachshunds are also getting trimmed these days, especially at the neck (despite the fact that the Standard requires long hair in that location). These Dachshunds shall be sent out of the ring “Without Evaluation” due to manipulation.

Long-Haired.
Colour & Colour Patterns

51.1

a) <u>One-coloured</u>: Red. Red with black overcoat. However, a clean dark colour is preferable. A small white spot (up to 3 cm diameter) is permissible on the chest. Nose, nails and pads black; reddish-brown is not desirable.

b) <u>Two-coloured</u>: Deep black or brown, each with tan markings (the darker, the better and as clean as possible), over eyes, on sides of muzzle and of the lower lip, on inner edge of ears, on forechest, on inside and rear side of legs, on the feet, around the anus and from there reaching to about one third or one half of the underside of the tail. Nose, nails and pads black in dogs with black base colour, brown, in dogs with brown base colour.

A small white spot (up to 3 cm diameter), is only permissible on the chest. Too widespread, as well as insufficient tan markings are highly undesirable.

c) <u>Colour pattern Dapple (Merle)</u>: The base colour is always the dark colour (black or brown). Exception: red dapples (red with dark spots). Desired are irregular grey but also beige spots (large patches not desired). Neither the dark nor the light colour is predominant. For nose, nails and pads see under a) and b).

d) <u>Colour pattern Brindle</u>: The colour of the brindle Dachshund is red with dark brindle. Nose, nails and pads are black.

All previously not mentioned colours and colour patterns are disqualifying. Lack of pigmentation is highly undesirable

Long-Haired.
Colour & Colour Patterns

51.2 c) d)

Commentary:
The dark red variety leans towards the mahogany red. Preferably, the feathering should be of the same colour in mahogany red long-haired Dachshunds. Lighter furnishings on the hindquarters, for example are not desired. They do not result in lowering of the evaluation score though. At the most the judge may take this point into consideration during placements within the class.
Otherwise sections 42.1 to 46.2, as well as 51.2 (especially concerning the cream colour, which can be found mostly in long-haired variety), shall be used as reference, with the special note, that in long-haired Dachshunds red with strongly interspersed black hair (“black over-coat”) can be a big challenge for the judge: sometimes it is really not easy to understand at first sight, if the dog is red or black & tan. Regarding the colour of the markings in long-haired Dachshunds, the judge has to recognize the difference between correct red and incorrect cream (which is always too light).

Non Permitted Colours & Colour Patterns. Commentary

51.2

All previously not mentioned colours and colour patterns are not Dachshund colours and must lead to the evaluation score “Disqualified”. In this section, we will not mention “occasional” faulty colours, like black or brown brindle (see under 44.2), solid black or solid brown (black or brown without tan markings); these colours can occur in any correct breeding, but nobody will breed specially for them. We will draw your attention to the most popular non-FCI colours, and will explain why they cannot be accepted by our Standard.

Cream vs red. In long-haired Dachshunds, you have to be able to distinguish between light red and cream, or “English cream”, which also can vary from “shaded” (with black overlay) to “clear” (extremely light, diluted almost to white, without black hair at all). The Chinchilla dilution gene series, responsible for cream, is coming from the other breeds, which is why the Standard Nr 148 does not allow the cream colour, even if it is permitted (and very popular) in England, in the USA, in Australia, from where cream dogs were imported to the FCI countries, e.g. Japan. Sometimes, red dilute (very light-yellow dogs with no sign of black hair anywhere) is also called “cream”, but in fact, it is another genetic model. Warning: FCI judges cannot penalize these dogs at shows held under United Kennel Club (Britain) or American Kennel Club (USA) rules.

Non Permitted Colours & Colour Patterns. Commentary

Blue & tan vs black & tan / Isabella & tan vs brown & tan. If two recessive dilution genes ("dd") come from both sides, the puppies may have blue pigmentation instead of black, or Isabella instead of brown. Due to health issues, first of which is alopecia, strictly connected with colour dilution (CDA), blue and Isabella should never be bred in Dachshunds for any reason – and we always have to strictly penalize any sign of dilution; breeding of dilutes is forbidden under the EU Animal Protection law.

Isabella is the diluted form of brown, and it is more difficult to recognize in the ring than blue & tan. To produce this colour, both parents have to be brown or carry brown, plus both have to carry the dilution gene. Be careful: if brown seems to be a little bit lighter than desired, it does not mean yet that you are dealing with Isabella. Warning: FCI judges cannot penalize blue & tan or Isabela & tan Dachshunds at shows held under American Kennel Club /AKC rules.

Non Permitted Colours & Colour Patterns. Commentary

Piebald. One more problem judges may encounter, is the piebald pattern coming from non-FCI countries where it is permitted in Dachshunds. Piebald dogs can be recognized by widely spread white patches on the body, with or without ticking; sometimes these dogs are tricolor, two-colored dogs with the piebald pattern appear tricolor. Piebalds will always have a white tip of the tail and never blue eyes (unless the dog is also a dapple). The reason why the piebald pattern cannot be permitted by the FCI Standard, is the same as for cream: this colour originated from different breeds and the lack of type is very often genetically predetermined in such dogs. Within the FCI system, piebalds can be born from a correct mating of two parents with permitted colours, but from American or Canadian bloodlines carrying piebald genes in recessive. The only rational conclusion, which can be made here, is that when you intend to use producers imported from non-FCI countries, you have to examine their pedigrees carefully, to avoid combining undesirable recessives in your puppies. Another point to be mentioned in connection with piebalds, is ticking. Maybe it looks nice to some, but it is coming from an alien gene pool (most probable from Spaniels).

Non Permitted Colours & Colour Patterns. Commentary

Double dapple. While it is still no shame for the breeder to find solid black, piebald, Isabella or blue puppies in the whelping box, but just a joke of genetics, which can happen to anyone, double dappled dogs are always born due to the breeder's deliberate intention or his inexcusable ignorance. Looking for the attractive and fashionable colour, that could be sold for higher price, you must not forget that double dapple is related to severe health problems, and blindness or deafness are not the worst of them. In fact, mating dapple to dapple is a crime against the breed and illegal under the EU Animal Protection law. Such a cruel fashion pursuit must be strictly forbidden, but we will never stop it, if we do not disqualify these dogs in the ring without any hesitations!

Non Permitted Colours & Colour Patterns. Commentary

Warning:

Colour patterns can be mixed, and Dachshunds with two and even three patterns already exist in some countries!

Two or more patterns on one dog must lead to disqualification!

Size

52.1

Chest Circumference measured when at least 15 months old, from highest point of the withers to the lowest point of the chest (snug, but not tight).

Standard Dachshund:

Males: over 37 cm – up to 47 cm

Females: over 35 cm – up to 45 cm

Miniature Dachshund:

Males: over 32 cm – up to 37 cm

Females: over 30 up – to 35 cm

Rabbit Dachshund:

Males: over 27 cm – up to 32 cm

Females: over 25 cm – up to 30 cm

Size

52.2
Commentary:
The measurement is taken at the age of 15 months or older, from the highest point of the withers to the lowest point of the chest, pulling hard enough to make sure that you are measuring the bones of the chest, not the skin and not the coat.
In principle, tolerance is no longer granted with the now allowed sizes. However, the WUT member countries, which see the need for breeding corrections in the case of standard varieties, may apply for a tolerance amount / measurement. The tolerance amount may not exceed 2 cm and will be granted for a transition period of at most 5 years, starting with the date of the publication of the Standard. The use of the tolerance amount shall be reported to the WUT and mentioned in the Appendix to the WUT Commentary to the Standard.
If the chest circumference stipulated in the Standard is evidently exceeded, the highest evaluation score will be “Very Good”. However, the judge shall never penalize a dog, until he is 100% sure in his measurements. At the same time, he has to remember that breeding of oversized standard Dachshunds would negatively impact the ability to work below ground. If miniature or rabbit Dachshunds exceed the size of their variety, it is possible to move them to the applicable pedigree book.
An overall appearance full of substance is desired in all sizes.
All national Dachshund clubs are advised to offer measurements for the purpose of size / variety certification, carried out at the age of at least 15 months during a Zuchtschau or show.
If the size has been evaluated by two conformation judges authorized by the national breed club, the Dachshund owner is covered in case of subsequent incorrect measurements.

Faults

53.1

Any departure from the foregoing points should be considered a fault, and the seriousness with which the fault should be regarded should be in exact proportion to its degree and the effect upon the health and welfare of the dog as well as its ability to perform its traditional work.

M3 (Molar 3) shall not be considered when judging. Lack of two PM1 (Premolar 1) shall not be penalised. The absence of one PM2 should be regarded as a fault, if no other teeth (with the exception of M3) are missing. A departure from the correctly closing scissor bite, such as e.g. the pincer bite, is also a fault.

53.2

Commentary:

The Standard indicates that two missing PM1, as well as the two M3 may not be counted as faults. They do not play a role in the award of the evaluation score. In the forefront we are dealing here with teeth with little function in the bite of the dog. In spite of this, the cautionary finger may be lifted here for all breeders! Tooth loss is hereditary and the next generation might just miss a more important tooth so that this breeding line may no longer be used. Breeders are well advised to carefully weigh the disadvantages of tooth loss with the potential advantages in other areas of his Dachshund. The pincer bite, while still tolerated, is however clearly described as a fault. The highest qualification here is “Very Good”.

Severe Faults

54.1

- *Weak, long-legged or body trailing on ground.*
- *Other tooth faults than those described among “faults” or “disqualifying faults”.*
- *Wall eye in any colour other than dapple.*
- *Pointed, very folded ears.*
- *Body sagging between shoulders.*
- *Hollow back, roach back.*
- *Weak loins*
- *Markedly higher in the rear (croup higher than withers).*
- *Chest too weak.*
- *Flanks with lyre shape tuck up.*
- *Poorly angulated fore- and hindquarters.*
- *Narrow hindquarters with poor muscle tone.*
- *Cow hocks or bowlegs.*
- *Feet turning markedly inwards or outwards.*
- *Splayed toes.*
- *Heavy, clumsy, waddling movement.*

Severe Faults

54.2

Commentary:

The “Severe Faults” listed under 54.1 may appear more or less obvious in the Dachshund. As a rule, these faults shall be awarded the evaluation score “Sufficient”. When only slightly indicated, then they may not lead to a significant lowering of the evaluation score. Several lighter faults add up and should then cause an appropriately lower score during the award of the evaluation score.

Special attention shall be given to the paragraph “Other tooth faults than those described under Faults or Disqualifying Faults”.

This sentence serves exclusively as a safeguard for dentition faults not listed in the Standard. A serious dentition fault, not listed in the Standard, will, as a general rule, always lead to a disqualification.

Reason: if a missing incisor already leads to disqualification then more severe bite faults or tooth losses must naturally be treated equally during the award of the evaluation score. These Dachshunds must be kept out of the breeding program

Severe Faults. Coat

55.1

Smooth-haired Dachshund:

- *Coat too fine or thin. Bald patches on ears (leather ear), other bald areas.*
- *Coat much too coarse and much too long.*
- *Brush like tail.*
- *Tail partially or entirely hairless.*

56.1

Wire-haired Dachshund:

- *Soft coat, whether long or short.*
- *Long coat, standing away from body in all directions.*
- *Curly or wavy coat.*
- *Soft coat on head, top knot.*
- *Flag on tail.*
- *Lack of beard.*
- *Lack of undercoat.*
- *Smooth coat.*

Severe Faults. Coat

57.1

Long-haired Dachshund:

- *Coat of equal length all over body.*
- *Wavy or shaggy coat.*
- *Lack of flag (tail).*
- *Lack of overhanging feathering on ears.*
- *Smooth coat.*
- *Pronounced parting of coat on back.*
- *Hair too long between toes.*

55.2 to 57.2

Commentary:
The commentary regarding coat and colour can be read under 42.2 to 51.2.

Disqualifying Faults

58.1

- *Aggressive or overly shy dog.*
- *Any dog clearly showing physical or behavioral abnormalities.*
- *Untypical specimen.*
- *Undershot or overshot mouth, wry mouth.*
- *Faulty positioning of the lower canines.*
- *Missing of one or more canines or one or more incisors.*
- *Missing of other premolars or molars. Exceptions: The two PM1 or one PM2 without consideration of the M3, as mentioned under "Faults".*
- *Chest: sternum cut off.*
- *Any faults of the tail.*
- *Very loose shoulders.*
- *Knuckling over in the wrist.*
- *Black or brown colour without tan markings; white colour with or without tan markings.*
- *Colours and colour patterns other than those listed under "Colour and Colour Patterns".*

58.2

Commentary:

The faults listed under 58.1 must result in the disqualification of the Dachshund. In such cases the judge's report shall be presented to the responsible office of the national Dachshund club and/or to the responsible office of the national canine organization, and the dog shall be eliminated from the breeding program.

N.B.

59.1

- *Male animals must have two apparently normal testicles fully descended into the scrotum.*
- *Only functionally and clinically healthy dogs, with breed typical conformation, should be used for breeding.*

59.2

Commentary:

The check of the testicles inside the scrotum is usually not problematic. Always approach the dog from the front and refrain from performing the check in a surprising manner for the dog. A potentially unfriendly reaction from the male could be the result. This action of the dog has nothing to do with aggression or fear biting. It is merely the result of incorrect actions of the person performing the examination.

Monorchidism (unilateral cryptorchidism) means the abnormal retention of one testicle inside the belly cavity or the inguinal canal.

Cryptorchidism is the abnormal retention of both testicles inside the belly cavity or the inguinal canal. This does not mean that the testicles of the dog do not exist but rather that the testicles did not descend into the scrotum.

Wandering testicles can rarely be found.

N.B.

A testicle may move into the inguinal canal for varying amounts of time (several minutes) and will then move back to its original location.

Some breeds require that the testicles are positioned side by side inside the scrotum. However, there are many dogs, which have the testicles one behind the other inside the scrotum. In the end only one thing is important for the male Dachshund – two obviously normally developed testicles must be perceptible inside the scrotum. Otherwise the dog presents an eliminating fault, which will result in a disqualification.

According to section 58.2 the judge must send the national breed book office a statement regarding testicle faults and shall explain the unsuitability for breeding with a short description of the testicle fault.

It is advisable that owners of bitches do not leave a bitch in heat in the same room with a dog assumed to be without testicles. Unpleasant surprises could be the result.

Faults & Their Gravity

(Guideline for Judges)

Definition of the FCI evaluation scores (Regulations for FCI Dog Shows, §6)

The qualifications given by the judges must correspond to the following definitions:

60.1

EXCELLENT may only be awarded to a dog which comes very close to the ideal standard of the breed, which is presented in excellent condition, displays a harmonious, well-balanced temperament, is of high class and has excellent posture. Its superior characteristics in respect of its breed permit that minor imperfections can be ignored; it must however have the typical features of its gender.

61.1

VERY GOOD may only be awarded to a dog that possesses the typical features of its breed, which has well-balanced proportions and is in good condition. A few minor faults may be tolerated. This award can only be granted to a dog that shows class.

Faults & Their Gravity

62.1

GOOD is to be awarded to a dog that possesses the main features of its breed. The good points should outweigh the faults so that the dog can be considered a good representative of its breed.

63.1

SUFFICIENT should be awarded to a dog which corresponds adequately to its breed, without possessing the generally accepted characteristics or whose physical condition leaves a lot to be desired.

64.1

DISQUALIFIED must be awarded to a dog which does not correspond to the type required by the breed standard; which shows a behaviour clearly not in line with its standard or which behaves aggressively; which has testicular abnormalities; which has a jaw anomaly; which shows a colour or coat structure that is not according to the breed standard or clearly shows signs of albinism. This qualification shall also be awarded to dogs that correspond so little to a single feature of the breed that their health is threatened. It should furthermore be awarded to dogs that show disqualifying faults in regard to the breed standard. The reason why the dog was rated DISQUALIFIED has to be stated in the judge's report.

Faults & Their Gravity

65.1

Dogs that cannot be awarded one of the above qualifications shall be released from the ring with the rating: CANNOT BE JUDGED. This rating is to be given to any dog which does not move, which is lame, which constantly jumps up and down on its handler or tries to get out of the ring, which makes it impossible to assess the gait and the movement or avoids constantly to be examined by the judge and makes it impossible to inspect teeth, anatomy and structure, tail or testicles. This rating is also to be given if traces of operations or treatment can be observed which seem to indicate that the exhibitor wanted to deceive the judge. The same applies if the judge has ample reason to suspect operations that were intended to correct the original condition or feature (e.g.: eyelid, ear or tail). This rating is also to be given in case of “double handling” (i.e. attracting the dog’s attention from outside the ring) – which is strictly prohibited. The reason why the dog was rated CANNOT BE JUDGED has to be stated in the judge’s report.

Faults Which Exclude the Score of “Excellent”

66.1

Overall appearance, type and head

- Appearance slightly deviating from the desired ideal overall appearance.
- Ratio of height at withers to body length of 1 : 2.0 or more.
- Too much or too little ground clearance
- Fearful or aggressive behavior.
- Coarse head, lacking nobility.
- Too wide or too narrow skull.
- Occipital peak too prominent.
- Muzzle too pointy.
- Weak bite, lacking substance.
- Missing of one PM2 (disregarding the two M3).
- Pincer or partial pincer bite.
- Yellowish, light, piercing eye colour.
- Openly carried ears.
- Other ear faults.

Faults Which Exclude the Score of “Excellent”

67.1

Upper and lower line

- Neck too short.
- Neck too long.
- Dip behind the withers.
- Slight carp back.
- Slight hollow back.
- Unstable backline during motion.
- Curvature of the spine above the loins.
- Croup falling off too much.
- Lacking forechest.
- Flat ribs.
- Barrel chest.
- Sickle tail.
- Tail set too high or too low.
- Tail carried too high (“gay tail”).

68.1

Forequarters and hindquarters while stacking

- Lacking bone substance.
- Upper arm too short.
- Insufficient angulation of the forequarters.
- Loose upper arm.
- Toeing in or toeing out of the front paws.
- ‘Soft’ appearing front legs, slightly bent backwards or inwards.
- Insufficient angulation of the hindquarters.
- Inclining backline.
- Higher in the rear.
- Bow-legged.
- Cow-hocked.
- Hindquarters too far under.
- Toeing in or toeing out of the rear paws.

Faults Which Exclude the Score of “Excellent”

69.1

Gait / Movement

- Insufficient, short step.
- Gaiting narrow or gaiting wide.
- Round or stepping motion.
- Goose stepping or Hackney gait (straight front legs, thrown upwards).
- Loose upper arm.
- Paddling, toeing in or toeing out forequarters.
- Insufficient drive of the hindquarters.
- Hindquarters too far under.
- Gaiting narrow or gaiting wide hindquarters.
- Bow-legged or cow-hocked hindquarters.
- Swinging movement of the hindquarters.
- Additional listed faults of the back line (during stacking) pursuant to Sec. 67.1.

Faults Which Exclude the Score of “Excellent”

70.1

Skin

- Dewlap.

71.1

Coat and Colour

- Smooth coat too fine, thin.
- Insufficient hair density.
- Lack of pigmentation in all colours and colour patterns.
- Markings spread too much, markings spread not enough, or unclean markings (base colour bleeding over into markings) in black & tan, brown & tan, wild boar and brown wild boar Dachshunds with or without dapple pattern.
- Too large or too small spots in dapples, large light and small white spots in dapples.
- Coat too short or too soft in wire-haired Dachshunds.
- Coat too short or of equal length everywhere in long-haired Dachshunds.
- Profuse, too much hair and coat parted on the back in long-haired Dachshunds.
- Wavy or shaggy coat in long-haired Dachshunds.
- White spots on the chest from 3 up to 5 cm in diameter.

Faults Which Exclude the Score of “Excellent”

72.1

Size

- Surpassing the allowed measure during subsequent measuring of the chest circumference in the age under three years (applicable starting from 2025).
  With the new Standard, measuring is becoming the most disputable point in the whole ring procedure. The judge has to be very careful and completely sure of his decision, when he is going to give a lower evaluation score for 1 or 2 cm over the permitted limit. He has to be prepared and able to explain his way of measuring to the exhibitors, let the exhibitors demonstrate their way of measuring – and be willing to discuss possible difference in the results.

Faults Which Exclude the Score of “Very Good”

(These Dachshunds may not be used for breeding)

73.1

- Appearance deviating significantly from the desired ideal overall appearance.
- Males with female appearance.
- Females with male appearance.
- Fearfulness or aggression.
- Declining ramp towards the middle of the skull.
- Round skull (apple head).
- Round, protruding eye.
- Small and slit eye.
- Glaring ear faults.
- Strongly pronounced dip behind withers.
- Pronounced unstable / soft topline during movement.
- “Soft” appearing front leg, bent backwards or inwards.
- Splayed toes / open paws.
- Hare paws.

Faults Which Exclude the Score of “Very Good”

74.1

Coat and Colour

- Leather ears or leather tail.
- Profuse, still sufficiently harsh wire coat, hair standing in all directions from the body.

Faults Which Exclude the Score of “Good”

(These Dachshunds may not be used for breeding!)

75.1

- Atypical overall appearance.
- Unbalanced proportions.
- Clumsy, lymphatic heavy-boned built.
- Weakly, long-legged or body trailing on ground.
- Body hanging between shoulders.
- Severe hallow back.
- Severe roach back.
- Weak loins.
- Flanks with too much tuck up.
- Markedly higher in the rear
  (croup markedly higher than withers).
- Chest too weak.
- Badly angulated fore- and/or hindquarters.
- Significantly narrow position of the wrist.
- Severely toeing in or severely toeing out paws.
- Narrow hindquarters, lacking muscle tone.
- Severely cow-hocked.
- Severely bow-legged.
- Clumsy, awkward, waddling gait.
- Wall eye, except in dapples.

Faults Which Exclude the Score of “Good”

76.1

Coat and Colour

- Extremely soft wire coat.
- Profuse, soft wire coat standing away from the body in all directions.
- Smooth wire-haired Dachshund lacking beard and eye brows.
- White spots on the chest with more than 5 cm in diameter.

Note:

- Shorn wire-haired Dachshunds or long-haired Dachshunds shorn at the neck shall be released from the ring “Without Evaluation”.

Evaluation Score “Disqualified”

(All faults listed in the Standard as “Disqualifying Faults” shall be filed here)

77.1

- Very fearful or aggressive temperament (behavior).
- Undershot, overshot and wry mouth.
- Faulty positioning of the lower canines.
- Missing of one or more canines.
- Missing of one or more incisors.
- Missing of premolars or molars except for two PM1 or one PM2 disregarding the M3 (as described under “Faults”).
- Dentition faults other than described under “Faults” or “Disqualifying Faults”, such as the Kulissengebiss (teeth not in a straight line, some teeth even partially in front of another tooth) or Palisadengebiss (teeth are straight inside the mouth but of equal length, sometimes with a little space between them).
- Sternum cut off.
- All faults of the tail.
- Very loose shoulders.
- Knuckling over in the wrist.
- Black or brown colour without tan markings.
- White colour with or without tan markings.
- Colours and colour patterns other than those listed under “Colour and Colour Patterns”.
- Wild boar coloured smooth-haired Dachshunds.
- Cryptorchidism.
- Entropion, ectropion.

Caution

Dachshunds may be dyed. This kind of treatment is forbidden. In such a case the Dachshund shall be sent out of the ring “Without Evaluation”. The judge is required to note this discovery in his judge’s critique and to file a report with the show committee.

Health impairments

78.1

If the dog looks unhealthy and the judge can suspect serious health impairments, like e.g. congenital eye or hearing defects, epileptic seizures, inherited or acquired heart disease, patella luxation, IVDD (intra vertebrae disk disease), he must release the dog from the ring as “Cannot be judged”, with the recommendation to undergo appropriate veterinary examinations.

Injuries

79.1

Except for the removal of testicles, a veterinary statement must be presented for healed accident-induced injuries of the dentition, tail or other body parts, which negatively influence the evaluation score and/or the movement of a dog. This statement must have been issued by the treating veterinarian at the time of the treatment of the injury. Exception: the Teckel has received a Dentition and Bite- or Tail Status Report prior to the injury.

Belated drafting or submission of a veterinary statement shall not be accepted!

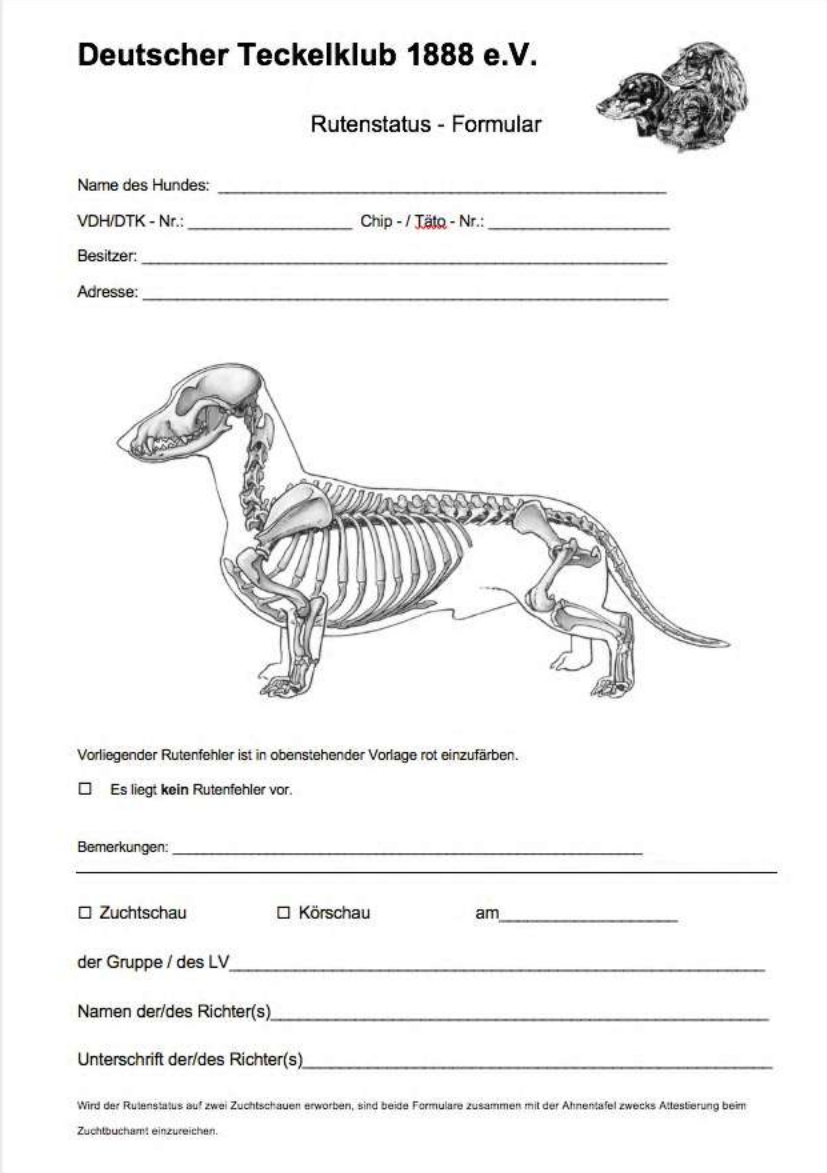

Deutscher Teckelklub 1888 e.V.

Rutenstatus - Formular

Name des Hundes: _____

VDH/DTK - Nr.: _____ Chip - / Täto - Nr.: _____

Besitzer: _____

Adresse: _____

Vorliegender Rutenfehler ist in obenstehender Vorlage rot einzufärben.

☐ Es liegt **kein** Rutenfehler vor.

Bemerkungen: _____

☐ Zuchtschau ☐ Körschau am_____

der Gruppe / des LV_____

Namen der/des Richter(s)_____

Unterschrift der/des Richter(s)_____

Wird der Rutenstatus auf zwei Zuchtschauen erworben, sind beide Formulare zusammen mit der Ahnentafel zwecks Attestierung beim Zuchtbuchamt einzureichen.

Dentition and bite certificate
(dentition and bite status report)

80.1

The national breed clubs are advised to provide Dachshund owners with a certificate that discloses the status of the dentition as well as the bite at the earliest age of 12 months. It is mandatory that such a certificate must be issued by two persons authorized by the national Dachshund club. A Dentition and Bite Status Report helps to keep the Dachshund in the breeding program following subsequent tooth loss (for example due to dog fights, or tooth loss due to hunting use or accident as well as a legitimization of the age induced pincer bite).

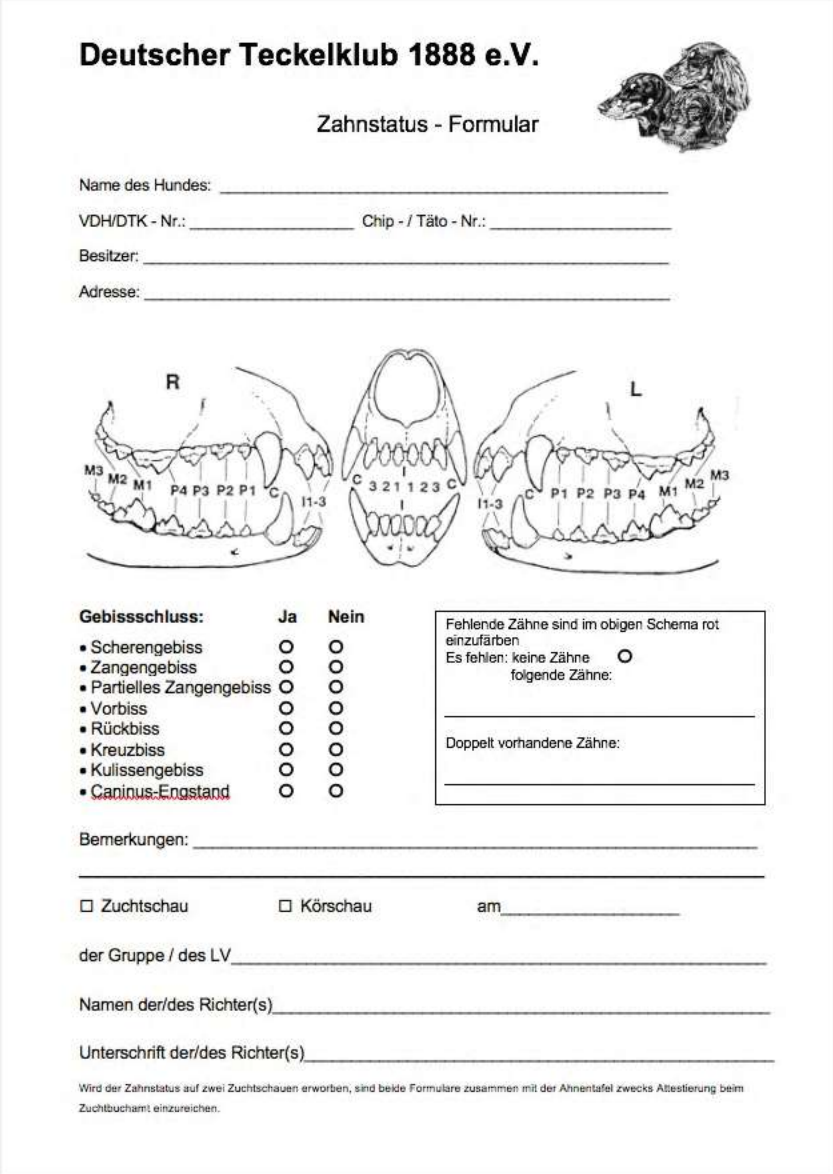

Deutscher Teckelklub 1888 e.V.

Zahnstatus - Formular

Name des Hundes: _____

VDH/DTK - Nr.: _____ Chip - / Täto - Nr.: _____

Besitzer: _____

Adresse: _____

Gebissschluss:	Ja	Nein
• Scherengebiss	O	O
• Zangengebiss	O	O
• Partielles Zangengebiss	O	O
• Vorbiss	O	O
• Rückbiss	O	O
• Kreuzbiss	O	O
• Kulissengebiss	O	O
• Caninus-Engstand	O	O

Fehlende Zähne sind im obigen Schema rot einzufärben
Es fehlen: keine Zähne O
folgende Zähne:
_____
Doppelt vorhandene Zähne:
_____

Bemerkungen: _____

☐ Zuchtschau ☐ Körschau am_____

der Gruppe / des LV_____

Namen der/des Richter(s)_____

Unterschrift der/des Richter(s)_____

Wird der Zahnstatus auf zwei Zuchtschauen erworben, sind beide Formulare zusammen mit der Ahnentafel zwecks Attestierung beim Zuchtbuchamt einzureichen.

Translations

81.1

In the case of discrepancies with translations of the standard or the commentary, the German text is authoritative.

The commentary in hand is compiled in the male form. It also applies analogously to the female form.

Ratification Date

82.1

This commentary was approved at the WUT meeting on 10 August 2001 in Sweden.
It was revised following the Standard changes adopted by the FCI in 2019.
The revised version was approved at the annual WUT meeting on 8 February 2020 in Tromsö, Norway.

It serves as a guidebook for breeders and judges within the jurisdiction of the FCI.

Signed by:

The President *Stefanus Middendorf*

Chairperson of the Standard Committee *Cesare Calcinati*

Thanks & Credits:

Anatomical Drawings made for Welt Union Teckel:

Matthias Haab *(University of Zürich, Switzerland)*

Special Photo Sessions made for Russian National Dachshund Club:

Anna Shvets *(Russia)*

✝Michael Trafford *(United Kingdom)*

Heartfelt thanks to all the owners and breeders for the photos of their dogs and for the permission to use them.
Special thanks to those who provided us with the photos of non FCI colours.
We used these pictures to illustrate what is forbidden by our Standard,
but not to blame your dogs that should be always the best for the owners!

© Welt Union Teckel, 2020